



ASHA

2026 HANDBOOK

FORWARD

The **American Stock Horse Association** was founded on a simple but powerful principle better horses are developed through education, correct training, and thoughtful horsemanship. This guiding principle, established by the Association's founding leadership, remains the cornerstone of ASHA today.

Moving forward, ASHA will continue to honor this foundation while expanding into a vision that meets the needs of a growing and evolving stock horse community. Open to all breeds and mules, ASHA welcomes riders, owners, trainers, clinicians, judges, collegiate programs, coaches, facilities, and show producers who all play a vital role in shaping the future of the versatile stock horse. ASHA exists to bring these people together.

ASHA is more than a place to compete, it is a place to learn. From learning to ride, to learning to show, to learning to compete with confidence and integrity, ASHA provides a clear, intentional pathway for growth. Education comes first, progress is encouraged, and competition is used as a positive tool to measure growth.

Rooted in tradition yet focused on the future, ASHA strives to build a welcoming and supportive community where horsemanship is valued, improvement is celebrated, and both horses and horsemen are given the opportunity to reach their full potential.

MISSION - *Helping people learn, show, and compete on better horses — Together.*

ASHA's mission is to help people ride, train, and compete on better horses through education, mentorship, and fair, positive competition.

ASHA Is Committed To:

- Preserving the heritage and purpose of the American stock horse.
- Providing an accessible pathway from learning to showing to competing.
- Supporting riders, trainers, clinicians, collegiate programs, and show producers through education and opportunity.
- Fostering a community built on respect, integrity, and continual improvement.

ASHA ANIMAL WELFARE POSITION STATEMENT

The **American Stock Horse Association** is committed to the humane, ethical, and proper treatment of all animals involved in its activities.

The welfare of the horse is the primary consideration at all times. Horses shall be treated with kindness, respect, and compassion, and responsible care is required in their handling, training, treatment, and transportation. Owners, exhibitors, and trainers are responsible for ensuring the health and well-being of animals in their care.

In activities involving cattle, ASHA is equally committed to safeguarding the welfare of the cattle, as well as the horses and riders.

Conduct will be evaluated according to generally accepted standards of animal husbandry and equine care. Cruel, abusive, or inhumane treatment will not be tolerated. ASHA enforces rules to ensure ethical competition and the welfare, safety and fairness of all participants.

ASHA DISCLAIMER OF RESPONSIBILITY FOR SAFETY

The **American Stock Horse Association** does not assume responsibility for the safety of participants, spectators, horses, or property at ASHA-sanctioned or ASHA-approved clinics, competitions, or events.

Responsibility for safety rests with event management and the individuals involved, including owners, exhibitors, trainers, and spectators. ASHA's role in sanctioning or approving events is limited to promoting education and encouraging fair, positive competition, and evaluation in accordance with the Association's mission and rules.

TABLE OF CONTENTS

History, Philosophy, and Bylaws	3	Jackpot Payouts and Chart	23
General Rules and Regulations.....	9	Competition Equipment and Attire	24
Participants Rules & Regulations.....	9	Classes.....	24
Horse License Rules and Regulations	10	Pleasure and Ranch Riding.....	24
Collegiate Program	12	Trail	26
Events Rules and Regulations.....	14	Reining	29
Divisions Of Eligibility.....	16	Cow Work	31
Walk-Trot Guidelines and Rules	18	Animal Welfare	3, 36
Judges Procedures.....	20	Cutting.....	36
Scoring System.....	21	Pleasure and Ranch Riding Patterns	39-41
Awards.....	23	Reining Patterns	42-48

ASHA HISTORY AND PHILOSOPHY

The **American Stock Horse Association (ASHA)** grew out of a statewide planning effort within the Texas horse industry during the early 1990s. This group sought to identify the future needs of the horse industry and to develop programs that would support long-term success through education and sound horsemanship.

From this effort, seven individuals including Jack Brainard, Roger Blackmon, Vicki Hoggett, Doug Householder, Bill Jackson, Dennis Sigler, and B.F. Yeates, recognized the need for accessible, practical education focused on riding, training, and promoting the versatile stock horse. Their belief was simple: *Better horses are developed through correct training, thoughtful evaluation, and continual learning.*

Affordable education has remained central to ASHA's philosophy from its inception. Early involvement from Texas AgriLife Extension educators helped establish clinics as a cornerstone of the program, reinforcing the concept that education should precede competition, and that competition should serve as a positive measurement of progress.

Today, ASHA continues this mission through a proven and simply structured show format designed to meet participants where they are while supporting growth across all levels of experience. ASHA offers three (3) tiered show options for producers:

TIER 1	TIER 2	TIER 3
<p>CLASSES SH Pleasure / Ranch Riding Stock Horse Trail Stock Horse Reining</p> <p>INCLUDES Walk-Trot Divisions</p> <p>SCORING Option 1: ASHA 1-10 Option 2: Standard 70 Scoring System</p>	<p>CLASSES SH Pleasure / Ranch Riding Stock Horse Trail Stock Horse Reining SH Cow Work or Cutting</p> <p>INCLUDES Walk-Trot Divisions</p> <p>SCORING Option 1: ASHA 1-10 Option 2: Standard 70 Scoring System</p>	<p>CLASSES SH Pleasure / Ranch Riding Stock Horse Trail Stock Horse Reining Stock Horse Cow Work Stock Horse Cutting</p> <p>INCLUDES Walk-Trot Divisions</p> <p>SCORING Option 1: ASHA 1-10 Option 2: Standard 70 Scoring System</p>

ASHA's philosophy remains rooted in positive evaluation and recommends the ASHA 1-10 scoring system. Especially for the Novice and Youth divisions. The standard 70 score system will be followed as outlined by the AQHA VRH Rules.

Horses are kept as natural as possible while being trained to be correct, precise, and useful. The three (3) tiers and classes offered are designed to measure the essential qualities of a versatile stock horse. With these three (3) options, show producers can match the show format to what their area and membership will benefit from.

Competition within ASHA is intended to encourage improvement rather than eliminate participation. Riders compare scores from one event to the next, often competing against their own progress. This structure fosters mentorship, sportsmanship, and long-term development of both horses and riders.

ASHA REPRESENTATIVES

EXECUTIVE COMMITTEE

President	Robert Hartley - hartleyperformance@msn.com
First Vice-President	Joby Priest - priest@nmsu.edu
Second Vice-President	Gary Webb - gwwebb2024@gmail.com
	Dennis Harris - oxbowcowhorses@gmail.com
	Andrea Rego - andrea.rego@mtsu.edu

BOARD OF DIRECTORS

Ex-President	Dennis Sigler - dsigler.4m@gmail.com
Ex-President	BF Yeates - bjyeates@gmail.com
Ex-President	Tommy Fuller - tommyfuller@millry.net
	Stacey Lyle - staceylyle@gmail.com
	Annette McCloskey - centraltexasstockhorse@gmail.com
	Darryl Landreth - dklandreth@gmail.com

Executive Director Stacy Jo Hartley - stacy@americanstockhorse.org

**This handbook contains Corporation By-Laws, General Rules and Regulations,
Collegiate Program, and ASHA Event Rules with class descriptions.**

Rule Changes and Clarifications effective after January 1, 2026 are shaded in grey. This handbook was revised December 2025.

AMERICAN STOCK HORSE ASSOCIATION, INC BYLAWS

These Bylaws (referred to as the “bylaws”) govern the affairs of the AMERICAN STOCK HORSE ASSOCIATION, INC., a nonprofit corporation (referred to as the “Association”) organized under the Texas Non-Profit Corporation Act (referred to as the “Act”)

ARTICLE I - TITLE, OBJECTIVES, LOCATION AND CORPORATE SEAL

Section 1. Title. This Association shall be known as the American Stock Horse Association, Inc., (“Association”) and shall at all times be operated and conducted as a nonprofit corporation in accordance with the laws of the State of Texas, providing for such organizations and by which it shall acquire all such rights as granted to associations of this kind.

Section 2. Objectives. The purpose of this Association shall be to promote education for western stock horse enthusiasts, to ride and train a versatile western stock horse, to teach rider knowledge and skills to maximize horse trainability, performance and safety, to offer affordable, fun, and standardized versatile western stock horse educational programs and competitions, to perpetuate and preserve the western tradition and heritage of working stock and ranch horses, to encourage the use of standard rules for conducting and judging contests for the western All-Around stock horse, to define, promote and improve the quality of the versatile western stock horse, to encourage honesty, integrity, respect, sportsmanship and family values.

Section 3. Place of Business. The principal place of business shall be located in Texas, but the Association’s members or officers may be residents of any state, territory or country, and business may be carried on at any place convenient to such members or officials, as may be participating.

Section 4. Corporate Seal. The seal of the Association shall be in the charge of the Executive Director.

ARTICLE II - MEMBERS

Section 1. Members of the Association shall be admitted, retained, suspended and expelled in accordance with such rules and regulations as the Board of Directors may, from time to time, adopt. In all matters governed by Members, each Member given the right to vote, shall be in good standing and shall have been a paid Member for at least ninety (90) days. Each such Member shall be entitled to one vote.

Section 2. Whenever in these Bylaws, the term Member or Members shall be used, unless otherwise specified, it shall mean a Member(s), having the right to vote, that is in good standing.

Section 3. Membership shall be open to all persons who subscribe to the aims of the Association, abide by the Association’s rules and regulations, and assist in furthering its purposes.

Section 4. An annual meeting of the members shall be held at such time and place as may be fixed by the Board of Directors. Notice of the Annual Meeting, including date, time, place, and agenda shall be published in the Association’s publications and on the Association’s website at least 20 days prior to the meeting.

Section 5. Special meetings of Members may be held at such time and place as may be designated in a notice, whenever called, by direction of the President, by a majority of the Board of Directors, or by notice signed by not less than twenty-five percent (25%) of Members.

Section 6. At any meeting of the members held in accordance with the foregoing Notice provisions, members attending such meeting shall constitute a quorum for all purposes unless the representation of a large number should be required by law. In that case the representation so required shall constitute a quorum. To vote, a member must be physically present at a meeting. No absentee ballot or proxy votes are allowed.

Section 7. Any officer of the Association may call a meeting of the members to order and may act as chairman of such meeting, precedence being given as follows: President, First Vice-President and Executive Director.

Section 8. Membership in the Association does not entitle any member to examine, review or copy any information that the Board of Directors deems to be proprietary in nature.

ARTICLE III - DIRECTORS

Section 1. The business and property of the Association shall be managed and controlled by the Board of Directors, which shall elect an Executive Committee hereinafter created and empowered to run the day to day affairs of the Association. The Bylaws and Rules shall be subject to change only by the Board of Directors.

Section 2. The Board of Directors shall be comprised of annually elected directors, current Executive Committee Members, Past ASHA Presidents, Directors-At-Large and Honorary Directors. At least one director on the board must be a representative of an equine educational entity. (This director cannot be a college student to satisfy the requirement and this director may be appointed by the President, with the approval of the Executive Committee, if elections do not include an equine educational entity representative.) The President shall serve as Chairman of the Board.

Section 3. All elected and appointed directors, current Executive Committee Members, Past ASHA Presidents, Directors-At-Large and Honorary Directors shall be voting members of the Board of Directors.

Section 4. It is a privilege, not a right to serve on the Board of Directors. Throughout his/her tenure, a Director must (1) remain an ASHA member in good standing, (2) adhere to ASHA rules and regulations, (3) conduct themselves in an exemplary manner such as to favorably reflect on the Board of Directors and ASHA, its programs, policies, objectives and harmonious relationship of its members. All Directors in any of the director categories agree to abide by ASHA policies and guidelines designed to assist ASHA in complying with state, federal or other applicable law.

Section 5. Each director elected shall be involved with an Affiliate or Show Circuit from which they are elected and no more than one member of any family or firm may sit on the Board of Directors. Persons elected to the Board of Directors must have been members of the Association for two years before taking office and be a current member in good standing. Exception: a person who has been disqualified from their position of Director by non-attendance in the current term is considered ineligible for nomination for two (2) years. No member shall hold a directorship without being at least twenty-one (21) years of age. Directors who have distinguished themselves by length of service and/or accomplishments and members who are serving or have served as liaisons to other organizations may be appointed by the President with approval of the Executive Committee as a Director-At-Large.

Section 6. The number of Director seats will vary from year to year.

Section 7. The United States shall be divided into Affiliates and Show Circuits at the discretion of the Board and set forth in the General Rules of the Association. These groups shall be reviewed annually by the Board and may be changed, from time to time, by the Board according to changes in membership.

Section 8. Each Affiliate and/or show circuit shall be entitled to a seat on the the Association's Board of Directors and shall be nominated and elected as provided herein.

Section 9. All nominations will be reviewed and voted on by the current board of directors to serve a one (1) year term.

Section 10. The Honorary Director designation is for directors who have distinguished themselves by length of service and/or accomplishments. Criteria for these Directors shall be established, from time to time by the Executive Committee with approval of the Board of Directors.

Section 11. In case of any vacancy on the Board of Directors by death, resignation, unauthorized absences, disqualification, or other cause, the President, with the advice and consent of the Executive Committee, shall appoint new or additional Directors.

Section 12. Each Director, before taking his position, shall disclose in writing to the President, all businesses, or other organizations of which he/she is an officer, trustee, shareholder, member, owner or employee or for which he acts as an agent and with which the Association has or might reasonably in the future enter into a relationship or a transaction in which the Director would have conflicting interest. This includes businesses and interests of family members with which the Association might reasonably in the future enter into a relationship or transaction. Also, each Director, before taking his position, shall sign and agree to the Conflict of Interest Policy.

Section 13. A Director/alternate must attend one-half (1/2) of the meetings on a running 12-month period, and answer roll call at the time it is taken to record their attendance. Failing to do this, the Director/alternate may be replaced at the discretion of the President.

Section 14. Special meetings of the Board of Directors shall be held whenever called by the President, or by two-thirds (2/3) of the directors in office. The Executive Director shall give notice of each special meeting by mailing or telephoning the same to each director at least twenty (20) days before the meeting. But such notice may be waived by any director. Unless otherwise indicated in the notice thereof, any and all business may be transacted at a special meeting. Any business may be transacted at any meeting at which every director may be present, even if the meeting was called without any notice.

Section 15. Be it resolved that a quorum for all ASHA Business Entities, (Board of Directors, Executive Committee, Membership) be more than half of the members of that entity.

Section 16. At meetings of the Board of Directors, business shall be transacted in such order as the President may determine.

Section 17. The Board of Directors shall have the power and authority to make, amend, repeal and enforce such rules and regulations, not contrary to law or the Certificate of Formation as they may deem expedient concerning the conduct, management and activities of the Association, the admissions, classification, qualification, suspension and expulsion of members, removal of officers, the rules and regulations governing the procedure of such suspension and expulsion and removal, the fixing and collecting of dues and fees, the expenditure of money, the auditing of books and records, rules regarding awarding of championships and awards, the conducting of clinics, educational programs, seminars, shows, contest, exhibitions, sales and social functions, and all other details relating to the general purposes of the Association.

Section 18. The Board of Directors, from time to time, may create and empower committees general or special. A committee shall have only those powers specifically granted to it by the Board of Directors. At the time a committee is established by the Board of Directors, the Board shall define its responsibilities in writing. In designating powers and responsibilities to committees, the Board shall not entrust any committee with any of the powers and duties specific to the Board.

Section 19. An officer, director, employee, or staff member other than the President and Executive Director, attending an ASHA-approved or sponsored event, shall not attend in any official capacity unless authorized by the Executive Committee.

Section 20. The Board of Directors shall have general charge of the affairs, finances and property of the Association, to which they shall make an annual report to the membership at a general membership meeting.

Section 21. No director of the Association shall be liable to the Association or its members for monetary damages for an act or omission in such director's capacity as a director of the Association except that this Article shall not eliminate or limit the liability of a director of the Association for:

- A. A breach of such director's duty of loyalty to the Association or its members.
- B. An act of omission not in good faith or that involves intentional misconduct or a knowing violation of the law.
- C. A transaction from which a director received an improper benefit, whether or not the benefit resulted from an action taken within the scope of the director's office.
- D. An act or omission for which the liability of a director is expressly provided for by statute. Section 25. Any repeal or amendment of this Article by the members of the Association shall be prospective only, and shall not adversely affect any limitation on the personal liability of a director of the Association existing at the time of such repeal or amendment. Anything herein to the contrary notwithstanding, if the Texas Miscellaneous Corporation Laws Act is amended after approval by the members of this Article to authorize corporate action further eliminating or limiting the personal liability of directors, then the liability of a director of the Association shall be eliminated or limited to the fullest extent permitted by the Texas Miscellaneous Corporation Laws Act, as so amended from time to time.

ARTICLE IV - ELECTION OF DIRECTORS

Section 1. The Executive Board will serve as the nominating committee.

A. Recommendations for nominations for Directors will be received by the Nominating Committee. There are three (3) ways in which these nominations can occur:

1. ASHA Affiliate heads and show circuit designated representatives are presented to the committee for nomination.
2. Individuals may self-nominate provided it is accompanied with 10 signatures of members in good standing with ASHA.
3. If no nominations are received by the set date, the Nominating Committee may choose individuals for nomination.

B. The Nominating Committee shall prepare a ballot from the recommendation provided.

C. To be eligible to serve, each nominee, director or alternate shall be a bona fide resident of his/her representative area, a current ASHA member in good standing, at least 21 years of age, and have been a member of ASHA for at least two (2) years. Exception: A person who has been disqualified from their position of Director by non-attendance in the current term is considered ineligible for nomination for years.

D. Further eligibility includes accepting the responsibility to be an ambassador of good will by holding the Association in a positive light to members and the general public at all times, actively participate in Board meetings, accept and carry out specific responsibilities as assigned by the President and/or the Board, act at all times in the best interest of the Association and its members, not in self-interest, exercise good faith in all transactions in exercising their duties to the Association and its property. In addition, Directors must adhere to a strict rule of honest dealing in all matters with and on behalf of the Association.

E. The nominee(s) will be designated director(s) or alternate(s) according to the number of votes received for each nominee of the ballot. The nominee(s) receiving the highest number(s) of votes will be designated director(s) after which the alternate(s) will be designated according to the remaining number of votes in descending order for positions needed.

F. If a director is unable to fulfill their duties, the alternate will be appointed for the remainder of that term.

G. The time line for ASHA board seats:

1. January 1st all Affiliates will submit the name of its Affiliates representative for a seat on the board.
2. When a circuit show application is turned into and ASHA a representative will be named.
3. A self nominating application must be received by December 1st for consideration in the following year.
4. Directors take office immediately after the current board votes.

ARTICLE V - EXECUTIVE COMMITTEE

Section 1. There shall be an Executive Committee consisting of the President, First Vice-President, Second Vice-President, the Immediate Past President, and two additional members. These officers and additional executive committee members shall be elected by and from the current Board of Directors, at the annual meeting of the board, each for the term of one year and until the selection and qualification of his/her successor.

Section 2. The Executive Committee members will continue to be voting members of the Board of Directors as long as they are re-elected to the Executive Committee.

Section 3. The President shall appoint and publicly announce a Nominating Committee for Officers and the Executive Committee, which must be comprised of elected Directors, or Directors-At-Large, by May 1st of the election year or as soon as practical thereafter. Their nominations shall be published on the Association's website.

Section 4. The President with the advice and consent of the Executive Committee shall fill all vacancies in the Executive Committee occurring between annual meetings of the Association.

Section 5. Unless otherwise specified in any employment contract approved by the Executive Committee, the executive committee members of the Association shall hold office for a period of one (1) year or until their successors are elected and have taken office at the Annual Meeting.

Section 6. It is recommended that no officer or member of the Executive Committee, with the exception of the Executive Director, may serve on the Executive Committee in excess of six (6) consecutive years.

Section 7. The Executive Committee shall meet whenever and wherever called by direction of the President or three members of the Committee acting jointly, of which meeting, the Executive Director shall give ten (10) days written notice, but such notice may be waived by a member. Absentee or vote by proxy is not allowed in any meeting of the Executive Committee.

Section 8. The Committee may act, without convening in meeting, by written resolutions signed by all Members thereof. Members of the Committee may participate in a meeting through use of conference telephone, electronic video screen communications, or other communications equipment provided all members participating in the meeting are able to hear one another. Records of the meeting and decisions by written resolution and/ or electronic means shall be duly entered in the Association records.

Section 9. All powers of the Board of Directors are hereby vested in the Executive Committee. All actions of the Executive Committee with the exception of disciplinary actions resulting from hearings are subject to ratification, revision or amendment by the directors at any regular or special meeting of the Directors.

Section 10. It shall be the responsibility of the Executive Committee to direct all Association business matters, to furnish liaison members to the Standing Committees, to report to the Board of Directors at its regular meetings, to interview persons for the position of Executive Director and employ a person as Executive Director.

Section 11. The Executive Committee shall be responsible for interpreting and deciding all questions or ambiguities that may arise in connection with the meaning, intent or purpose of any by-law, rule, regulation or other Association document.

Section 12. A quorum for all ASHA Business Entities, (Board of Directors, Executive Committee, Membership) is required for the legal transaction of business and shall constitute of more than half the members of that entity. If at any meeting of the Committee there may be less than this number present, a majority of those present may adjourn the meeting from time to time until a quorum shall be present.

Section 13. The written contracts of the Association shall be executed on behalf of the Association by the President and/or the Executive Director upon approval by the Executive Committee.

Section 14. All vacancies of the officers of the Association, except where provided elsewhere, shall be filled by and from the Executive Committee for the unexpired term and those so appointed shall serve until the election and acceptance of their duly qualified successors.

Section 15. Should a member of the Executive Committee fail to be re-elected to the Executive Committee, he/she must be nominated as described in the Bylaws and run for an open Directors position, if available, as described in Article III.

ARTICLE VI - OFFICERS AND DUTIES

Section 1. The Officers of the Association shall be the President, First Vice-President, Second Vice-President, Executive Director and such other officers as may be authorized from time to time by the Board of Directors.

Section 2. Only members of the Board of Directors shall be eligible to serve as officers of the Association. The President must be elected from the current Executive Committee. The Executive Director need not have been a member of the Board of Directors.

Section 3. The Officers of the Association shall be elected by majority vote by the Board of Directors. Anything herein to the contrary notwithstanding, the Executive Director shall not be elected by the Board of Directors, but shall be employed by the Executive Committee, with the approval of the Board of Directors.

Section 4. Unless otherwise specified in any employment contract approved by the Board of Directors, the Officers of the Association shall hold office for a period of one (1) year or until their successors are elected and have taken office at the Annual Meeting.

Section 5. Duties of Elected Officers:

A. PRESIDENT: The President shall be the Chief Executive Officer(CEO) of the Association and shall preside at all meetings of the Board of Directors and the Executive Committee. The President shall see that the Bylaws, and Rules and Regulations of the Association are enforced and shall perform all other duties that may be described from time to time by the Board of Directors. The President shall be an ex officio member of all committees.

B. FIRST VICE-PRESIDENT: In the absence of the President, the First Vice-President shall have the powers and perform the duties of the President. The First Vice-President shall be Chairman of a Committee specified by the Board of Directors, and perform other duties as may be described by the Board of Directors.

C. SECOND VICE-PRESIDENT: In the absence of the President and the First Vice-President, the Second Vice-President shall have the powers and perform the duties of the President. The Second Vice-President shall be Chairman of a Committee specified by the Board of Directors, and perform other duties as may be described by the Board of Directors.

D. EXECUTIVE DIRECTOR: In the event, the Executive Committee retains a person or qualified firm to be Executive Director of the Association, this person will perform the function for a contract term not to exceed three (3) years, with provision of termination for cause. The contract may be renewed by the Executive Committee for successive three-year periods. The duties, functions and remuneration for the position of Executive Director will be dictated by the Board of Directors. The Executive Director is the Chief Operating Officer (Chief) of the Association, and pursuant to direction of the Executive Committee, shall implement the actions, decisions and directions of the Board of Directors and Executive Committee; and shall manage the Associations physical facilities and personnel. The Executive Director shall keep the minutes of all membership and Directors meetings, shall be the custodian for the safekeeping of all documents and records of the Association, shall collect all monies due the Association, shall disburse the money of the Association; however, only upon itemized demands and upon the order of the Executive Committee. The Executive Director shall account for all of the same by itemized statements in detail to each annual meeting of the members and the Board of Directors when demanded. Also, the Executive Director shall cause to be submitted to the Executive Committee, a detailed budget of the proposed and anticipated expenditures for the forthcoming fiscal year of the Association. Upon approval of this said budget, or its modification, it becomes binding upon the officers of the Association and cannot be exceeded in the total amount set forth by more than ten percent without a majority vote of the Executive Committee. The Executive Director shall be an ex officio member of all committees appointed by the President or Board of Directors. The Executive Director shall make a report of his office to the Board of Directors when demanded and at all annual membership meetings and shall perform such other duties as may be described by the Board of Directors from time to time.

Section 6. The Association shall conduct its affairs on a calendar year basis. A financial audit shall be made and be reported to the next annual meeting of the members. The Executive Director and all other officers or employees of the Association who may handle any funds of the Association shall give a surety bond to be furnished at the expense of the Association for the faithful discharge of his or her duties if so required by the Executive Committee.

ARTICLE VII - PARLIAMENTARY AUTHORITY

The rules contained in the current edition of Roberts Rules of Order, Newly Revised shall govern the Association in all cases to which they are applicable and in which they are not inconsistent with these bylaws and any special rules of order the Association may adopt.

Be it resolved by the ASHA Board of Directors that email polls of all the Board Members is a valid, legitimate appropriate and reasonable way to conduct the business of the American Stock Horse Association that requires action of the Board.

A. All email polls of the Board must be conducted by the American Stock Horse Association President, or, in his or her incapacity, the next highest ranking ASHA Officer.

B. Each email poll of the Board will allow at least three (3) business days, from the time the poll was issued (sent), for each board member to respond with a YES or NO vote or be counted as an abstainer. Reply emails that have a "sent" date within the announced time limit will be counted however they are voted. Reply emails that have a "sent" date that falls outside the announced time limit will be counted as an abstainer.

ARTICLE VIII - DISSOLUTION

Upon the dissolution of the Association, the Board of Directors shall, after paying or making provision for the payment of all the liabilities of the Association, dispose of all the Assets of the Association exclusively for the purposes of the Association in such manner, or to such organization or organizations organized and operated exclusively for charitable, educational, religious or scientific purposes as shall at the time qualify as exempt organization or organizations under Section 501(c)(3) or 501(c)(5) of the Internal Revenue Code of 1986 or the corresponding provision of any future United States Internal Revenue Law, as the Board of Directors shall determine. Any of such assets not so disposed of shall be disposed by the Court of Common Pleas of the county exclusively for such purpose or to such organization or organizations of said court determines, which are organized or operated exclusively for such purposes.

ARTICLE IX - RULES

The Board of Directors is responsible for establishing the rules constant with and supplementary to the Constitution and Bylaws for the general administration of the business of the Association. The rules shall be published by the members of the Board, with revisions published when sufficient changes to the rules warrant a new publication.

ARTICLE X - AMENDMENTS

The Board of Directors shall have the power to make, amend and repeal the Bylaws of the Association by vote of the majority of the Directors at any regular or special meeting of the Board, subject to the right of the members to rescind or amend any such Bylaws in the same manner as provided in Section 14, Article III.

ARTICLE XI - RECALL

Any member of the Executive Committee may be removed from office with or without cause as herein provided. A recall petition demanding the removal of such officers shall be submitted to the Executive Director of the Association. Such recall petitions(s) shall be signed by at least twenty-five percent (25%) of the current members of the Board of Directors, and the recall shall be effective when delivered to the Executive Director.

ARTICLE XII - INDEMNIFICATION

The Association shall indemnify and hold harmless any Officer, Director, Past President, Director-At-Large, and employee of the Association, their personal representatives and heirs, against reasonable legal expense, judgments and expense of settlement that the Association previously approved, actually and reasonably incurred in connection with an actual or threatened legal proceeding, if such person acted legally, in good faith, and was duly authorized to act on behalf of the Association business, except in relation to matters as to which he shall have been guilty of negligence or misconduct in respect of the matter in which indemnity is sought. To preserve this right of indemnity, such person shall immediately notify the Association of such actual or threatened litigation, whereupon, the Association shall have the right to direct defense thereof, including, but not limited to, selection of counsel, and direction of settlement negotiations, with the privilege of consent to the selection of counsel to be allowed the indemnified which consent will not be unreasonably withheld.

ARTICLE XIII - AFFILIATES

Section 1. Affiliates shall be chartered and operate in cooperation with the ASHA Board of Directors. Each affiliate must apply for ASHA affiliation by completing the Affiliate application form. The application will be reviewed by an ASHA Board of Directors Affiliate Committee with recommendations sent to the total board of directors for approval, disapproval or revisions. Additionally, the affiliate must also send to the Association annual dues and reports as set by the Board and otherwise comply with the ASHA Rules and Regulations. Failure to enforce ASHA Rules and Regulations and the Affiliate Rules and Regulations that are annually approved by ASHA may result in the review and/or revoking of an affiliate's status.

Section 2. Affiliation is a privilege, not a vested right, granted or rejected at the American Stock Horse Association's discretion on an annual basis according to procedures and requirements formulated by the ASHA Affiliate Committee and approved by the Board of Directors. The affiliate association shall, in no manner, have authority, express or implied, to act for, or bind the American Stock Horse Association in any manner. Final approval/ denial of charter applications rest solely with the Board of Directors.

Section 3. An affiliate must be formed as a nonprofit corporation with articles of incorporation and bylaws prepared accordingly to the controlling laws of the state of incorporation and governed by its own Articles of Incorporation and Bylaws.

Section 4. Each Affiliate must conform to the state laws of incorporation in which they are organized and be consistent with the ASHA Bylaws and Rules. Affiliates must follow standard procedures as set forth by ASHA and must revise/amend their bylaws and rules as the ASHA Bylaws and Rules are revised/amended.

A. Affiliates must be formed and maintained only for the purpose of advancing and promoting education and the versatile stock horse through the ideals of ASHA, including good horsemanship and good sportsmanship and should consist of a "purpose" which states "to cooperate with and aid in every way possible the programs and functions of ASHA and to uphold the policies of ASHA".

B. Affiliate By-Laws shall include but are not limited to the following:

1. Name, location, purposes and corporate seal.

2. Membership, annual membership meetings and quorum.

3. Board of Directors and duties of the Board - the By-Laws must state: "The Board of Directors shall consist of members elected by the membership with at least one director being a representative of an equine educational entity. (This director cannot be a college student to satisfy the requirement and this director may be appointed by the President, with the approval of the Executive Committee, if the election does not include an equine educational entity representative.)

4. Officers and duties of the Officers including regular financial accounting.

5. Annual Election of Directors and Officers.

6. Amendments.

7. Indemnification, and

8. Dissolution.

Section 5. Any group desiring to charter an affiliate should obtain an application for affiliation from the Association that shall contain step by step instructions on how to proceed with the petition of charter for affiliate status including charter and annual fees. Affiliates must have and maintain a minimum of twenty (20) ASHA members, in good standing.

A. Applications for charters and renewals shall be reviewed by the ASHA Board of Directors Affiliate Committee, which shall meet monthly, with recommendations for approval/denial being forwarded to the Board of Directors. Final approval/denial of charter applications and renewals rest solely with the Board of Directors.

B. No affiliate application will be accepted, reviewed or approved by an entity, whether domestic or foreign, until that entity has produced at least three (3) ASHA approved events, (clinic and show) and made proper submissions and remittances to ASHA to the satisfaction of the ASHA Office Manager.

C. No affiliate shall receive final approval until thirty (30) days after the name and location of the proposed affiliate has been published.

Section 6. In a state or geographical area where an affiliate currently exists, a new affiliate may not be chartered without consent from the ASHA Board of Directors. Upon receipt of an application for a new affiliate in a state or geographical area where an affiliate currently exists, ASHA will notify all existing affiliates in that area and solicit input regarding such application. The ASHA Board of Directors will decide, based on the best interest of ASHA whether any new affiliates will be chartered. All due diligence will be taken so that adverse effects on an existing affiliate will be minimum.

Section 7. Once a charter is granted to an affiliate, it is renewed annually upon receipt of an acceptable affiliate annual report and renewal fees. Specific annual requirements and activity levels shall include but are not limited to the following:

A. Payment of annual fee.

B. Membership maintained of at least twenty (20) ASHA members, in good standing.

- C. Submitting of current Affiliate By-Laws.
- D. Submitting of previous year's annual financial statement including a listing of all income and expenditures.
- E. Report of Affiliate activities and ASHA-approved events.
- F. Conducting its affairs in compliance with the Bylaws and standing Rules of this Association including, but not limited to the annual election of Officers and Directors.
- G. Use of due process in all matters of discipline of suspension of its members.
- H. Review of Affiliate handling of all reports and results of all sanctioned ASHA events during previous year.

Section 8. Failure to meet and maintain the specific requirements and minimal activity levels necessary for maintaining an affiliate charter may result in the revocation of the affiliate charter by the Board of Directors. Failure to respond to the ASHA request for information/corrections within ninety (90) days of the written notice will result in the Affiliate Committee's recommendations to the Board of Directors to revoke the affiliate charter.

GENERAL RULES AND REGULATIONS

GR-010 MEMBERSHIP

- A. Being a member and participating in the American Stock Horse Association (ASHA) is a privilege, not a right.
- B. **Membership License Application.** Beginning in **January of 2026**, the American Stock Horse Association will implement a single, streamlined License Application to replace the separate membership and horse competition licensing forms previously used. This unified form is designed to improve clarity, efficiency, and convenience for participants and show producers.
 - 1. The License Application applies to owners, exhibitors, trainers, judges, and other individuals participating in ASHA-approved events. The form includes space to record multiple horse competition licenses under one licensed individual, allowing owners to register and transfer more than one horse annually. This updated structure supports accurate record keeping while reducing administrative burden and enhancing accessibility for all participants.
 - 2. Unlimited horse licenses and horse transfers are Included in the license.
 - 3. **Types of Licenses.** Memberships consist of two (2) license categories: a) Annual License and b) Life License.
 - a. **Annual License** - The Annual License is valid for one (1) year beginning on the first day of the month of purchase and expiring the 31st of December or one (1) calendar year. Renewal notices will be sent no fewer than sixty (60) days prior to expiration. If an Annual License expires, participation privileges may be restored by renewing the license at the current year's fee.

Annual License designations include:

 - 1. **Adult License** - For individuals 19 years and older; provides membership and participation privileges in all ASHA-approved events and activities. \$40.00 per individual.
 - 2. **Youth License** - For individuals ages 8-18 as of January 1st of the current year; eligible to participate as a youth member and to show in the youth division, along with participation privileges for all ASHA-approved events and activities. Youth may not vote or hold office in the Association. \$30.00 per individual
 - 3. **Collegiate License** - For students enrolled in colleges or universities; eligible to participate in collegiate divisions and participation privileges for all ASHA-approved events and activities. Students may not vote or hold office in the Association. \$30.00 per individual
 - b. **Life License** - The Life License entitles the individual to have participating privileges at the licensed rate for the lifetime of the individual. Life licenses are non-transferable. \$400.00 one-time fee
- C. Licenses are issued to individuals or entities only and are non-transferable.
- D. All licensing fees are non-refundable.
- E. The membership name may not exceed 30 characters and is not limited to natural persons, but may include corporations, firms, institutions of learning, executors, administrators, and trustees.
- F. **Issuance and Identification.** Upon acceptance of an application, the individual is issued an Annual or Life License card with an identification number. This number must be used in all communication with ASHA and presented when participating in ASHA-approved events. Membership and cards will be provided through email and proper receipts shall be issued upon acceptance of fees.

GR-020 GUIDELINES AND RULES FOR PARTICIPANTS

- A. All individuals participating in ASHA-approved events, including clinics, shows, and special events, must hold a current Annual or Life License.
- B. **Use of Likeness.** As reciprocal assistance to the Association for privilege of membership and participation, ASHA may use any photograph or other form of likeness reproductions of a member, event participant, horse owner, or their horse and registered horse names to promote the Association's objectives and activities including, but not limited to, use by third parties with authorization from the Association.
- C. **Application and Agreement.** The application should indicate clearly the name in which the license is to be recorded. By applying for a license, the applicant automatically agrees to be bound by and to abide by all rules, regulations and policies of the Association.
- D. **Termination or Rejection.** Termination or application rejection proceedings shall be conducted under the Association's disciplinary procedure for notice, hearing and temporary suspension. Termination or rejection may result in denial of participation privileges of the Association as outlined in those procedures.
- E. **Show Circuits.** The membership of the Association shall be divided by show circuits held nationally and internationally.
- F. **Changes to Member Name.** Please report any name changes to the ASHA office. The ASHA office will make the appropriate notation with no charge.
- G. **Purchase.** A license can be purchased prior to the event and also at the event. Complete the application, attach payment to the application, and show in that one competition with a (P) for pending designation. Participants must provide all documentation to the Show Secretary to submit to the ASHA office within fourteen (14) days or the application fee will be forfeited, and the application deemed void. No points will be awarded to exhibitor or horse until all requirements are met.
- H. **Limitation of Liability.** ASHA, its officers, directors, committee members, employees, representatives, and agents will make reasonable efforts to obtain accurate and complete information in all matters relating to Association activities. Except in cases of intentional wrongdoing, ASHA and its

representatives shall not be liable, whether in damages or otherwise, for the issuance or refusal of any certificate, the transfer or denial of any license, disciplinary actions or penalties imposed, or any other activities conducted by or on behalf of the Association.

GR-030 GUIDELINES AND RULES FOR HORSES AND MULES

A. Open to all breeds. ASHA licensing is open to horses and mules of all breeds.

B. Purpose. The goal of licensing is to accurately record performance records for horses/mules and riders, and also to recognize achievements earned in ASHA-approved competitions. The Licensing process is not intending to record ownership.

C. Licensing Requirement. All horses/mules competing in ASHA-approved events must be recorded under a current Annual or Life License. A licensed member may record multiple horses/mules under their Annual or Life License, provided proof of age of horse/mule is supplied for each.

D. License Term. Licenses are permanent and will remain with the horse/mule once issued, and not renewed annually.

E. Registered with a breed association - attach a copy or picture of the breed registry papers to the application for license.

F. Non Breed or Grade must provide the approximate year foaled/age, color, identifying markings and brands of the horse - attach a copy or picture of the horse(s) Equine Infectious Anemia or Coggins laboratory test results, veterinarian bill, or health papers of any kind to verify the age of the horse for the application license.

G. No horses less than three (3) years of age may be shown.

H. Names. The registered breed name will be used as the ASHA License name. Members with non breed registered horses may select a name, provided the name does not appear in the ASHA database prior to the date of application. ASHA asks that members choose unique names instead of barn names. This will help show secretaries and the ASHA office to ensure accurate recording.

I. Issuance and Identification. Upon acceptance of a horse license, the individual is issued a recording card with the horses identification number. This number must be used in all communication with ASHA and presented when participating in ASHA-approved events.

J. Transfers. When a horse is listed as a current horse/mule within ASHA and is sold to a new member, it is the responsibility of the purchaser to obtain and submit the transfer paperwork prior to the horse being shown or at a show.

K. Recording Cards. Recording cards will be provided through email and proper receipts shall be issued upon acceptance of fees. Cards can only be corrected through the ASHA office. To enter ASHA approved competitions, provide the recording card to the show secretary.

L. Limitation of Liability. ASHA, its officers, directors, committee members, employees, representatives, and agents will make reasonable efforts to obtain accurate and complete information in all matters relating to Association activities. Except in cases of intentional wrongdoing, ASHA and its representatives shall not be liable, whether in damages or otherwise, for the issuance or refusal of any certificate, the transfer or denial of any license, disciplinary actions or penalties imposed, or any other activities conducted by or on behalf of the Association.

GR-040 EXHIBITOR CONDUCT

A. No exhibitor shall approach a judge during an ASHA competition except through a show official. An exhibitor may make a request through a show official for a judge's opinion or interpretation which can be stated in the presence of a show official at any time; however, at no time should interaction between the exhibitor and the judge be permitted during a competition.

B. Conduct by Association members, non-members, exhibitors, trainers, owners, owner's representatives, spectators, and all other persons present on the Association event grounds of facilities shall be orderly, responsible, sportsmanlike, and humane in the treatment of horses. Any of these violations will be subject to disciplinary procedures.

GR-050 DISCIPLINARY PROCEDURES

The Association reserves the right to independently direct disciplinary action or sanction against individuals coming under the jurisdiction by participating in Association sponsored events. The Association Executive Committee is the forum within the Association that initially or ultimately hears or reviews evidence of alleged violations of rules and regulations by members and/or participants in Association approved events. A member may be disciplined, suspended, fined, and/or expelled from the Association and any non-member participant may be denied any or all Association privileges.

GR-060 VIOLATIONS

Financial Violations: Any member may be suspended and denied privileges of the Association or any non-member may be denied the privilege of the Association by the Executive Committee of the Association, for the failure to pay, when due, any obligation owing the Association. Upon receipt of a fraudulent payment, a member or non-member will be notified in writing and given a reasonable amount of time to make the payment good. Failure to pay the owed amount to the Association or its sponsoring groups will result in suspension of membership and all privileges. Repeat offenders will be put on a cash only basis.

GR-070 INHUMANE TREATMENT

No person may treat a horse in an inhumane manner which includes, but is not limited to:

A. Placing an object in a horse's mouth so as to cause undue discomfort or distress.

B. Tying a horse in a manner as to cause undue discomfort or distress including but not limited to in a stall, trailer or when lungeing or riding.

C. Use of inhumane training techniques or methods, poling or striking horse's legs with objects (ie. tack poles, jump poles, etc.)

D. Use of inhumane equipment, including but not limited to saw tooth bits, hock hobbles, tack collars or tack hackamores.

E. Any item or appliance that restricts the movement or circulation of the tail or intentional inhumane treatment which results in bleeding.

GR-080- DRUGS AND MEDICATION

The use of any stimulants or depressants is prohibited. Any surgical procedure or drug that could affect a horse's performance or alter its natural conformation is prohibited. (Phenylbutazone use is legal)

GR-090 RELEASE OF LIABILITY

A. The Association and co-sponsoring organizations, if any, shall not be responsible for any personal injury, or for loss or damage to property occurring at any Association activity. Each owner, exhibitor, handler, or consignor shall indemnify against all claims, demands, causes of actions, and expenses of every kind, including attorney's fees arising out of or related in any manner to the acts or omissions of an owner, exhibitor, handler, or consignor, or the actions, of any animal under the care, custody or control of the owner, exhibitor, handler or consignor. Presentation of signed entry or consignment forms shall be deemed acceptance of the conditions of this rule. In the event an entry or consignment form is not signed or presented, appearance on the grounds or at the sale ring of any Association activity as an exhibitor, handler, owner, or consignor shall be deemed to be acceptance of the conditions of this rule.

B. Disclaimer of Responsibility for Safety of Show or Event Participants

1. Show and event management are responsible for the condition of show/event premises, including arena and exercise areas. The conduct and competence of show/event employees and other representatives implementation of show/event activities and events, and all other aspects of an Association approved show/event.
2. ASHA does not assume or accept duty or responsibility for safety at this show/event in regard to participants or any other third parties, or for the horses or other property thereof.
3. As an express condition of the privilege to participate at an Association approved or sponsored show or event, each owner of a horse, exhibitor, trainer, participants, assume the risks of participation and release and discharge the Association, its officers, directors, representatives and employees from any and all liability, whenever or however arising as to personal injury or property damage, occurring as a result of participation in a show/event conducted by the show/event or on the show/event grounds thereof.

C. Without assuming the affirmative duty to monitor possible physical or mental handicaps of exhibitors, if condition of exhibitors' physical or mental disability comes to the attention of the Association, the individual may be denied participation privileges in Association approved events until such time as he or she provides the Association with sufficient information to conclusively establish physical or mental capability to participate, without posing a significant risk to the health or safety of the individual and/or the other exhibitors of the class in which he or she desires to participate. At Association's sole discretion, the individual may be authorized to use special equipment to enhance physical ability to safely exhibit in Association approved or sponsored shows/ events.

GR-100 SAFETY AT ASSOCIATION EVENTS

A. Any unmanageable horse will be asked to leave the grounds. This applies to all horses.

B. Any competitor or clinic participant riding a horse that is out of control will be asked to leave the premises.

C. In the case of a fallen horse or rider, the judge will blow the whistle and all activity will cease and horse and rider will be inspected for injuries.

D. In the case of equipment failure that could result in an accident, the judge will blow the whistle to stop all activity and management will provide assistance where needed.

E. Judges will have the authority to blow a whistle at any time to stop and or excuse any exhibitor who is not in control of their horse.

F. In classes that involve the use of cattle, the Association strives to safeguard the welfare of the cattle, as well as the welfare of both the horses and riders competing in the class. Association events are encouraged to provide proper equipment and medication should accidental injury occur.

GR-110 STANDING COMMITTEES

A. All Standing Committees shall consist of not less than two (2) Association members, and not more than ten (10). Committee members must be Association members in good standing. In making appointments to the committees, the President shall appoint committee members for not less than one (1) year, and not more than three (3) years. Future appointments to fill vacancies and for new members shall be by the President with the advice and consent of the Executive Committee.

B. The chairperson of each committee shall be appointed annually by the President from the current Board of Directors. Committee members may be appointed from the Board of Directors and the general membership and a listing of all committee members shall be published as soon after appointment.

C. These committees shall have those duties as described or granted to them by the Executive Committee. Committees shall advise the Executive Committee and Board of Directors on matters relative to their committee assignments. They also will evaluate their program area, prioritize needs, make proposed annual and/or long range plans, and present these findings to the Executive Committee. The report and plans will be approved or disapproved for action during the year or year(s).

D. Subsequently each Committee has the authority to carry out their approved plans within limits set up by the Executive Committee and Board of Directors. Timely reports of committee projects and actions shall be given to the Board of Directors.

E. Standing Committees may be, but not limited to: Affiliates, Budget and Finance, Classification, Collegiate Activities, Communications, Education, Futurity, Marketing and Development, Rules and Regulations, Sponsorship, Shows, Contests and Recognition, Youth Activities. These committees serve for the duration of a special project or program, until replaced, or until the committee is disbanded.

F. The ASHA Judges Committee is empowered to create, refine, develop, adopt and use educational materials, both electronic and otherwise, and procedures, to train, test, certify and evaluate ASHA Judges. The Judges Committee is empowered to implement the establishment of Regional Judges Seminars with the collaboration of the ASHA Executive Committee, ASHA Office Staff and ASHA Approved Event Managers.

GR-120 PROPOSED RULE CHANGE

An Association member, a standing committee, a special committee, the Board of Directors, the Executive Committee or the Association staff may propose a rule change. A rule change is any change to the Bylaws or Rules.

A. All proposed changes must be submitted on the form designated for that purpose and available from the Association Office. All blanks must be completed and a justification for the proposed change cited. Forms which are incomplete, lacking the justification or failing to cite the specific change requested, will be returned to the originator.

B. A proposed rule change form should be sent to the Association office by August 1st of each year for consideration in the current year.

C. All proposed procedural changes will be sent electronically to all Directors by September 1st. Directors will either vote for or against each proposed rule change by October 1st of the same year. A simple majority of voting directors is required for the rule to pass.

1. Emergency Status of Proposed Change

- a. If a proposed Rule Change is considered to be of such extreme importance by the Executive Committee that it must be acted upon immediately, such proposed change must be presented to the Board of Directors and is subject to amendment. The emergency status of the proposed change should then be put to a vote by the Board of Directors. The emergency status must first be approved and requires a motion and majority vote in favor.
- b. If the Board of Directors approved the Emergency Status, the proposed change with any amendments attached shall then be put to a vote by the Board of Directors for immediate action and/or implementation. If approved, the change can become effective immediately. If the Emergency Status of the proposed change is rejected by the Board of Directors, the proposed change itself cannot be put to vote at this time but can still be presented for a vote by the regular procedure.

GR-130 TELEVISION AND MEDIA RULES

- A. Attendance at an Association sponsored or approved event, in whatever capacity, shall constitute authorization for the Association, its agents, designees, or assigns to photograph, video tape, televise, or record by other means (hereinafter referred to as "photographic material") any person or animal on the premises of an Association-approved event, and shall further constitute authorization for the use of such person's name, voice and biography, or the name, pedigree and performance record of any animal on the premises (hereinafter referred to as "related information") in conjunction with any photographic material.
- B. The photographic material and related information referred to above may be used in any manner that the Association, in its sole discretion, determines would be beneficial to promoting the purposes and goals of the Association, provided however, that no photographic material or related information will be used in conjunction with the endorsement of any product unless prior written consent is obtained.
- C. Attendance at an Association approved event shall further constitute agreement to the terms and conditions outlined above, and shall constitute a waiver and release, without limitation, of any individual television, radio, motion picture, photographic or other similar rights, including right of privacy, any person or animal may have in or to such photographic material or related information when such information is obtained at an Association approved event by the Association, its agents, designees or assigns.
- D. An Association member, including a member using Association data for commercial purposes, has a duty to preserve and protect the performance records and the property of the Association, including, but not limited to, Association electronic data made available to members via the Association's website or other prearranged consensual access thereto, and the duty to use such data only for the purposes which the Association has granted conditional license. Publication of such data shall carry the following designation. "The information was provided by the American Stock Horse Association from its Official Records.

COLLEGIATE PROGRAM

The ASHA Collegiate Program is designed to educate, mentor, and support college students through horsemanship, competition, and leadership development.

- A. The ASHA Collegiate Program is under the direction of the Collegiate Committee whose chairman shall be a member of the Board of Directors.
- B. Students must have a current Collegiate License to participate in Association sanctioned events.
- C. Students are eligible to serve on the Collegiate Programs Committee.
- D. Students are eligible to participate in any Association event as well as specific events planned just for collegiate members.
- E. Special awards and recognition may be presented to Collegiate Members.
- F. College students will have the opportunity to serve as interns and participate in special educational projects.

CP-010 COLLEGIATE PROGRAM GOALS AND GUIDELINES

- A. To promote education of horsemen in the safety, care and training of the versatile stock horse.
- B. To enhance the education of college students interested in the versatile stock horse.
- C. To use the horse as a means to teach students how to represent themselves with responsibility, character and teamwork.
- D. To support these goals, the American Stock Horse Association will provide leadership and coordination for the ASHA Collegiate Program, including promotion and public awareness efforts. ASHA will approve collegiate clinics and competitions, and will maintain official ASHA Collegiate show results within the Association's permanent records and on the ASHA website.

CP-020 DESCRIPTION OF COLLEGIATE STOCK HORSE TEAMS

- A. Colleges and universities within the United States are encouraged to seek approval to offer stock horse horsemanship programs that provide instruction in riding, training, and showing the versatile stock horse that include ASHA-approved classes. Institutions are encouraged to participate in ASHA-approved clinics, events, and competitions.
- B. Colleges and universities may designate and recognize official stock or ranch horse teams to represent their institution in American Stock Horse Association Collegiate competitions. Institutions may also certify individual collegiate students who wish to participate independently in ASHA Collegiate events.

CP-030 COLLEGIATE ELIGIBILITY REQUIREMENTS

ASHA Collegiate Stock Horse Teams and Collegiate Individuals must meet the following eligibility requirements:

- A. Undergraduates must be enrolled in a minimum of ten (10) hours of classes and graduate students in a minimum of nine (9) hours of classes. Graduating students may enroll in fewer hours during the semester of graduation.
- B. Students must be in good academic standing with their school. Example: Maintain a minimum 2.0 GPA and/or not be on academic probation.
- C. Students will be limited to eight (8) semesters of collegiate eligibility over a five-year period, including both graduate and undergraduate years.
- D. Any questions or disputes about eligibility should be directed to the Collegiate Committee of the ASHA Board of Directors.

E. Each college or university must have a current ASHA License to enable students to compete in collegiate ASHA-approved events. Schools must provide a contact name and email/phone number to be listed on the ASHA website.

F. Any college or university student that meets the eligibility requirements may compete in an ASHA Collegiate show, whether their college has a team or not.

G. Collegiate students must present their current ASHA Collegiate License or present documentation of their collegiate status and academic standing to the secretary of the show at time of entry. Coaches or educational representatives certify students on the collegiate license forms.

H. If a college has a Stock Horse Team, students must receive permission from the coach to compete.

I. An applicant for a Collegiate License should accurately mark the ASHA divisions: Open, Amateur, and Novice for which they are eligible.

Coaches must abide by these eligibility requirements when placing Collegiate members on a team. Students who have won any High-Point or Reserve High-Point award at an ASHA Special Collegiate Team Tournament in the Novice Division, will not be eligible to ride in the Novice Division the following year.

CP-040 COLLEGIATE COMPETITIONS

A. There are two (2) types of ASHA Collegiate competitions that are open to collegiate members only:

1. **ASHA Collegiate Show** - is defined as an ASHA-approved event that offers the three (3) collegiate divisions of Amateur, Limited Amateur, and Novice within a Tier 1, Tier 2, or Tier 3 ASHA show. The three (3) divisions must be offered and will count as a separate show..

a. Collegiate points will be awarded based on the number of collegiate competitors in each division and collegiate exhibitors will be eligible for individual Collegiate Show awards.

b. Individual Collegiate Members may also compete in an ASHA Collegiate Show in these divisions.

c. Each collegiate member must ride a different horse.

2. **ASHA Collegiate Team Tournament** - is defined as an ASHA-approved collegiate event in which three (3) or more colleges or universities compete within the same division at a single event.

a. The team awards will be based on the scoring system as described below.

b. A college or university may enter more than one team and an unlimited number of individuals.

c. Special conditions may alter the number of team members and the specific division(s) offered.

d. A school may enter a team with less than six (6) members as its representatives, but teams with less than four members will not be eligible for Team Awards.

e. Each team member must ride a different horse.

DIVISION 1	6 Total Members	DIVISION 2	4 Total Members	DIVISION 3	2 Total Members
2 Riders	Open Amateur	2 Riders	Limited Amateur	1 Rider	Any Collegiate Division
2 Riders	Limited Amateur	2 Riders	Novice	1 Rider	Any Collegiate Division
2 Riders	Novice				

B. To compete in ASHA Collegiate Stock Horse Competitions, each student must have a current ASHA License for both the rider and horse.

C. **Combined Events.** ASHA will compile results for collegiate entries within a regular Association show events. This allows a collegiate show to be produced within a regular Association event.

D. **Event Approval.** In addition to regular approved Association clinics and competitions, the Collegiate Programs Committee must apply to the Association for approval for events designed specifically for and limited to collegiate members. Applications to host and/or sponsor special collegiate events must be received in the Association office at least ninety (90) days prior to the event.

E. **Results.** Results of all Association Collegiate Events must be received in the Association's office within two (2) weeks after the event. Results will be made available on the Association's website and Year-End totals will be tabulated, distributed and posted on the website. Announcements and Results of the Association's Collegiate Events will be posted on the Association's website.

CP-050 CALCULATION OF POINTS FOR COLLEGIATE TEAM RIDERS AND TEAMS

A. Points in each class in each division are calculated on the total number of collegiate teams represented, not on the number of total class entries or collegiate individual entries.

Example: With 6 teams represented, there will be twelve college team point riders in each class in each division. The highest points a team rider can earn in each class is 12. The points would be 1-12. When teams have less than six, and four or more members, there still will be twelve points to be earned in each class in each division. If one team has only one Amateur rider leaving only 11 point riders in the class, the highest placing rider in the division still receives 12 points, not 11. The team with only one Amateur point rider receives that riders' points and a zero for its other "point rider" for the total team points in that class and division. The point distribution in this case is 12, 11, 10, 9, 8, 7, 6, 5, 4, 3, 2, 1, and 0.

B. Incomplete teams with at least four members shall be eligible for team awards if their team totals exceed those of teams having complete teams.

C. In the event of a tie between teams, the tie will be broken on the basis of most first place class wins and then on points won in the cow work class, reining class, trail class and then pleasure class.

CP-060 COLLEGIATE COMPETITION AWARDS

A. The Association will provide National Honor Roll Versatility award annually based upon the highest number of points earned by an individual horse/rider combination in the All Around in each division at an ASHA-approved Collegiate Show during the year's (January 1st - December 31st) competitions. Participants are eligible for National All-Around Honor Roll awards within the three (3) divisions: Amateur, Limited Amateur, and Novice.

1. To be eligible for All-Around awards, a collegiate rider must compete in all four classes within the division.

2. Awards are based on points from all four (4) classes within the division earned on the basis of total number of collegiate riders.
 3. Collegiate points will be awarded based on the number of collegiate competitors in each division and collegiate exhibitors will be eligible for individual Collegiate Show awards.
 4. The award is based on total cumulative points (with a minimum of 20 points)
- B. The hosting Association and show producer will provide ASHA Collegiate Tournament Team Awards.
1. Both a High-Point and Reserve High-Point Team Award will be given if at least three teams from different colleges or universities competing are entered.
 2. For collegiate team awards, each team will be allowed to utilize points from two riders per ASHA division (Open/Amateur, Limited Amateur and Novice) and these point riders will be determined at the time of entry by the coach(s). Only the points that these two riders earned against other point riders in their division will be counted towards naming a champion and reserve champion collegiate stock horse team of the competition.
 3. The team awards will be based on the scoring system as described above.

ASHA EVENTS RULES AND REGULATIONS

The following Rules and Regulations shall become effective January 1st of the current year, and thereupon all Rules and Regulations and parts thereof heretofore in force are hereby repealed. Rules as printed in the ASHA Official Handbook shall be used at all ASHA-approved shows throughout the current year unless otherwise approved by ASHA.

The versatility stock/ranch horse demonstrates the performance and versatility of the American Stock Horse as a working horse. The intent is to reward the exhibitor and horse based on their level of expertise.

EV-010 SPECIAL NOTICE TO EXHIBITORS, JUDGES AND EVENT MANAGEMENT

1. Exhibitors, judges and show management are responsible for knowledge of and compliance with all ASHA Rules, Requirements and Regulations.
2. Participants in ASHA-approved events are responsible for showing the original or photocopies of membership cards and horse competition licenses at each ASHA-approved event.
3. Exhibitors are responsible for completing entry and registration forms legibly and accurately with information exactly as printed on membership cards and horse competition licenses.
4. Exhibitors are to be considerate of other exhibitors, judges and show management.

EV-020 RELEASE OF LIABILITY

1. ASHA and co-sponsoring organization, if any, will not be responsible for any accident that may occur to, or be caused by any horse participating in an ASHA-approved event, or for any article of any kind or nature that may be lost or destroyed or in any way damaged. ASHA will not be responsible for any financial arrangements not completed between event management, exhibitors, owners or judges. However, these situations should be reported in their entirety to the ASHA for possible disciplinary action.
2. Each event should obtain blanket liability insurance to cover suits, claims or judgments for bodily injury or property damage sustained by spectators, participants, or others arising out of the use of the show grounds or operation necessary or incidental to the event.

EV-030 EVENT APPROVAL REQUIREMENTS

1. Approval of an ASHA event is a privilege, not a right, and is granted at the discretion of ASHA on an annual basis. Approval is based on ongoing evaluation of the applicant, including event management competency, compliance with ASHA rules, overall event quality, and service to ASHA members.
2. **Classes:** All ASHA-approved classes must be open to any ASHA member who meets eligibility requirements. ASHA shall be the only mandatory membership license required to participate in ASHA-approved events. Optional participation in other organizations or special series may be offered but shall not be required.
3. All ASHA-approved events must be identified, advertised, and referred to as a Stock and/or Ranch Horse Versatility Event and must state "ASHA Approved."
4. **Rules:** The rules and requirements contained in the ASHA Official Handbook shall govern all ASHA-approved events, including any non-ASHA point classes offered, unless otherwise approved by the ASHA Executive Director. Failure to follow ASHA rules may result in denial of future event approval and/or disciplinary action, as determined by the Executive Committee.
5. Event approval does not carry over from year to year. Approval must be obtained for each individual event. ASHA reserves the right to limit the number of approved events per calendar year for the same organization, management group, or geographic area.
6. Any organization or individual seeking to host ASHA-approved clinics, competitions, or special events including instructional shows, awareness clinics, team tournaments, or collegiate events, must obtain prior approval from ASHA.
7. Approved events will be promoted by ASHA, and participation, results, points, and awards will be recorded and maintained in the official ASHA database. Event producers will be notified of approval status or any items requiring correction. Upon approval, ASHA will provide management guidelines, reporting requirements, and administrative support.
8. **Established Events:** Events held in the previous year are considered established events and have priority to retain the same dates, provided approval is obtained. Priority dates are a privilege, not a right, and may not be sold or transferred. An event is considered new if it was not held the previous year, the sponsoring organization or management changes, the event name changes, and event location changes more than 250 miles.
9. **Time and Mileage between Event Dates:** Two (2) events may not be ASHA-approved on the same date if they are located within 250 miles of each other. The last sponsor of any individual show has the right to sponsor the show in the following year, provided their application is received. It is recommended that ASHA events not be held in the same 250 mile radius within two weeks of each other. **Time and Mileage Waiver:** If all

affected event managements agree to waive the time and mileage rule, the, approval may be granted.

10. Show producers who fail to pay judges, cattle providers, facilities, prize money, or other contracted services will be denied approval for future ASHA events until all obligations are satisfied.

11. Show management must notify ASHA immediately if an approved event is canceled so the dates may be released to other applicants.

12. Event Application: Any organization or individual wishing to hold an ASHA-approved event must obtain prior approval from the American Stock Horse Association. Approval is required for ASHA sanctioning, publicity, official recording of results, and the awarding of points to horses and riders.

A. An ASHA Event Application may be obtained from the ASHA website and completed in full.

B. A \$25 non-refundable (per show) application fee must accompany the application for clinics and competition, and any special events (team tournaments, exhibition events, awareness clinics, collegiate events, and single-division events).

C. Applications must be submitted at least **ninety (90) days** prior to the first scheduled event.

D. Approved events will be listed on the ASHA website and official calendar.

E. Double-judged shows or events held on consecutive days are considered separate events and reports.

F. Affiliates and show management will submit and declare their series circuits on the event application.

G. Changes to a show application after filing the application may be made after the 90-day deadline.

EV-40 CLASSIFICATION AND TYPES OF SHOWS

1. Competition Classifications: Competitions shall be classified according to the number of entries in ASHA-approved classes.

Class A Competitions: 130-200 or more horse/rider combinations

Class B Competitions: 75-130 horse/rider combinations

Class C Competitions: 30-75 horse/rider combinations

Class D Competitions: 30 or less horse/rider combinations

2. Single Judged Shows: A single judged show is limited to one judge in one arena or area at any given time and held on one (1) or more days. Scores from one judge in each event are tabulated, places broken by pre-determined judge's tie-breakers, and exhibitors ranked and pointed. Points from each class are added to determine the All-Around division champions.

3. Double Judged Shows: Double judged shows have two (2) judges in one arena or area at one (1) time, judging independently of each other:

A. For two (2) independent show results: each independent judge's score sheets in each class will be turned into the show secretary and tabulated separately for pointed rankings, which will be determined according to the number of entries in a class. Scores from each judge in a class are tabulated, places broken by the judge's predetermined tie-breakers, and exhibitors ranked and pointed under each judge. Each judge's score, class placings and points will be posted separately. Judges for Show A and Show B for each class should be determined before the show and points kept for two (2) complete shows, keeping all of Show A judges scores together and all of Show B judges scores together, can result in two (2) different shows.

B. For one (1) combined show result: When using two judges to determine one (1) set of champions, the classes will first be placed under each judge and complete class scores showing class placing and points awarded for placings will be posted. One judge shall be designated as the tie breaker judge before judging begins. The final class placings and champions will have the placing or ranking points from each judge added together with the tie breaker judge's placing points breaking ties and class champions being named. Exhibitors competing in all four classes shall have their points from the final class placing points which were determined by both judges entered in one (1) All-Around tabulation. All-Around champions will not be selected for each judge, but All-Around champions will be selected on the basis of the one set of points from the final class ranking being entered into one (1) All-Around tabulation. Payout monies will be paid based on the final placings based on combined judge's scores. Ties will be broken first by the cow work class, then by reining, trail and pleasure.

EV-050 MINIMUM REQUIREMENTS FOR ASHA EVENTS

1. Members: All ASHA-approved events must be open to ASHA members in good standing. Individuals participating in ASHA-approved clinics and competitions must hold a current ASHA membership license.

2. Horses: All horses entered in ASHA-approved competitions must hold a valid ASHA Horse License. Horses participating only in clinics are not required to be licensed.

3. Scoring: All ASHA-sanctioned events will have the option and will comply with the rules: 1) ASHA 1-10 scoring system and/or 2) AQHA Versatility Ranch Horse (VRH) standard 70 scoring system. Affiliates, show management, and show circuits will communicate clearly on show forms which option and set of rules will be used at each event and for what classes.

4. Affordable: ASHA recommends affordable events for potential growth.

5. Events: An ASHA event consists of both a 1) Clinic and 2) Competition. The recommended format for an event is a clinic held one (1) day, followed by a competition on the following day(s).

A. ASHA Clinics are encouraged to offer instruction for classes offered at the ASHA versatility event being hosted: Stock Horse Pleasure/Ranch Riding, Trail, Reining, Cow Work and Cutting if offered.

B. ASHA Competitions:

1. Classes: Competitions must offer the classes offered within the three (3) tiers of ASHA versatility classes: Stock Horse Pleasure/Ranch Riding, Trail, Reining, Cow Work and Cutting if offered. A horse may not be shown more than once in a class.

2. Divisions: Competitions must offer a minimum of two (2) divisions: Open and Novice. Competitions are encouraged to offer as many of the divisions from the specified Tier 1, Tier 2, and Tier 3, and that meets their local needs. A rider may show more than one horse in a division and may show in more than one division if eligible. Divisions offered within the three (3) tiers are as follows:

3. Points: Points must be awarded for each class as well as the all around placing in each division that is offered according to ASHA rules and point systems. High-Point All-Around awards shall be based on a one horse/one rider combination.

4. Score Sheets: When using the ASHA 1-10 scoring system show producers will use ASHA score sheets. If using the AQHA VRH standard 70 scoring system, then AQHA VRH score sheets will be used.

5. Health requirements should be outlined on flyers and event announcements, and enforced by event management.

6. Show management is encouraged to inspect member and horse license cards.

EV-060 EVENT TIERS

TIER 1		TIER 2		TIER 3	
CLASSES	SH Pleasure / Ranch Riding Stock Horse Trail Stock Horse Reining	CLASSES	SH Pleasure / Ranch Riding Stock Horse Trail Stock Horse Reining SH Cow Work or Cutting	CLASSES	SH Pleasure / Ranch Riding Stock Horse Trail Stock Horse Reining SH Cow Work Stock Horse Cutting
SCORING	Option 1: ASHA 1-10 Option 2: Standard 70 Scoring System	SCORING	Option 1: ASHA 1-10 Option 2: Standard 70 Scoring System	SCORING	Option 1: ASHA 1-10 Option 2: Standard 70 Scoring System
DIVISIONS	Open Amateur Novice Youth 14-18 Youth 8-13 Amateur Walk-Trot Novice Walk-Trot Youth 14-18 Walk-Trot Youth 8-13 Walk-Trot Collegiate Amateur Collegiate Limited Amateur Collegiate Novice	DIVISIONS	Open Amateur Limited Open Limited Amateur Green Horse Open Green Horse Amateur Novice Youth Limited Youth Novice Youth Amateur Walk-Trot Novice Walk-Trot Youth 14-18 Walk-Trot Youth 8-13 Walk-Trot Collegiate Amateur Collegiate Limited Amateur Collegiate Novice	DIVISIONS	Open Amateur Limited Open Limited Amateur Green Horse Open Green Horse Amateur Novice Youth Limited Youth Novice Youth Amateur Walk-Trot Novice Walk-Trot Youth 14-18 Walk-Trot Youth 8-13 Walk-Trot Collegiate Amateur Collegiate Limited Amateur Collegiate Novice
HI POINT ALL AROUND	Each division will have a High-Point All-Around for the three (3) classes.	HI POINT ALL AROUND	Each division will have a High-Point All-Around for the four (4) classes. Exception: Walk-Trot division High-Point All-Around will be based on the three (3) classes: Stock Horse Pleasure / Ranch Riding, Trail, and Reining	HI POINT ALL AROUND	Each division will have a High-Point All-Around for the five (5) classes. Participants are only required to compete in one cattle class. Exception: Walk-Trot division High-Point All-Around will be based on the three (3) classes: Stock Horse Pleasure/ Ranch Riding, Trail, and Reining

EV-070 DIVISIONS AND ELIGIBILITY

Riders who compete in any loping classes at an ASHA-approved event are not eligible to enter Walk-Trot divisions at that same event. Walk-Trot divisions are intended for riders who do not lope in competition and are designed to support participation and learning at that level.

All divisions may offer a jackpot fee. Jackpot fees shall be paid back to winners in accordance with the ASHA payback chart. The chart can be found in the ASHA handbook. Fifty percent (50%) of the jackpot fee will be applied to the individual class payout, and fifty percent (50%) will be applied to the All-Around payout. ASHA recommends adding the jackpot fee to open level classes only and choosing carefully to keep events affordable.

THREE (3) DIVISIONS ARE OFFERED: Open, Amateur, and Youth.

1. **OPEN:** Every person competing in an open division must possess a current ASHA membership card issued by ASHA.

Three (3) divisions offered:

A. Open: This division is open to any professional or non-professional member in good standing, with any horse regardless of past winnings. Riders in this division will work the full pattern of the cow work class which will involve boxing, turns down the fence, circling or roping (see ASHA Open cow work rules for specifics on rules for this division).

B. Limited Open: This division is open to any professional or non-professional member in good standing, with any horse regardless of past winnings. Riders in this division will work a modified version of the cow work class which will not involve turns down the fence, circling or roping (see ASHA Limited Open cow work rules for specifics on rules for this division).

C. Green Horse Open: This division is open to any professional or non-professional member in good standing. Riders in this division will work

a modified version of the cow work class which will not involve turns down the fence, circling or roping (see ASHA Green Horse Open cow work rules for specifics on rules for this division).

Green Horse Eligibility Requirements: A horse is eligible to be shown in this division if the following criteria are met

1. Has never won a total of three (3) High-Point All-Around or Reserve High-Point All-Around awards at any ASHA event.
2. Has not won a year-end champion or reserve champion in ASHA or similar organization.
3. Has not earned more than five (5) points in any breed association (AQHA, APHA, etc).
4. Has not earned more than \$100 in a national organization (NCHA, NRCHA, NRHA, RHAA, etc) in any western performance discipline, including western pleasure, trail, cow work, and cutting etc.
5. Horses that are eligible for the green horse division may be shown in this division for a total of two show years, (1st year = January 1st - December 31st), regardless of how many times they show in that two (2) year span.
6. If a green horse is shown in any other divisions prior to showing in the green horse division, the two (2) year limitation starts from the date of the first year shown in any ASHA competition.
7. If a horse loses their green horse eligibility through competition, they may finish that year as a green horse. In the future, that horse is eligible only for other divisions.
8. A green horse may be shown by a professional rider from any division.

2. **AMATEUR:** Every non professional person competing in the amateur division must hold a current membership card issued by ASHA.

Amateur Eligibility Requirements:

- A. Has not received payment, directly or indirectly for riding, training, assisting in training, showing horse(s) at any time during the past five (5) years.
- B. Has not received payment directly or indirectly for instructing another person or conducting a seminar in riding, training, driving or showing a horse any time during the past five (5) years.
- C. Has not had any expenses (including lodging, transportation, mileage, etc.) paid by someone else other than family members.
- D. Premium money won is not considered remuneration.
- E. An amateur may show in the open division without losing their amateur eligibility as long as requirements for an amateur are still met.

Four (4) divisions offered:

1. **Amateur:** This division is open to any non-professional member in good standing, with any horse regardless of past winnings. Riders in this division will work the full pattern of the cow work class which will involve boxing, turns down the fence, circling or roping (see ASHA Amateur cow work rules for specifics on rules for this division).
2. **Limited Amateur:** This division is open to any non-professional member in good standing, with any horse regardless of past winnings. Exhibitors who qualify as an amateur rider may choose to show in this division because of class routine or other personal choice. Exhibitors may also show in the open or amateur divisions without losing their eligibility in the Limited Amateur division. Riders in this division will work a modified version of the cow work class which will not involve turns down the fence, circling or roping (see ASHA Limited Amateur cow work rules for specifics on rules for this division).
3. **Green Horse Amateur:** This division is open to any non professional member in good standing. Riders in this division will work a modified version of the cow work class which will not involve turns down the fence, circling or roping (see ASHA Green Horse Amateur cow work rules for specifics on rules for this division).

Green Horse Eligibility Requirements: A horse is eligible to be shown in this division if the following criteria are met

- a. Has never won a total of three (3) High-Point All-Around or reserve High-Point All-Around awards at any ASHA event.
- b. Has not won a year-end champion or reserve champion in ASHA or similar organization.
- c. Has not earned more than five (5) points in any breed association (AQHA, APHA, etc).
- d. Has not earned more than \$100 in a national organization (NCHA, NRCHA, NRHA, RHAA, etc) in any western performance discipline, including western pleasure, trail, cow work, and cutting etc.
- e. Horses that are eligible for the green horse division may be shown in this division for a total of two show years, (1st year = January 1st - December 31st), regardless of how many times they show in that two (2) year span.
- f. If a green horse is shown in any other divisions prior to showing in the green horse division, the two (2) year limitation starts from the date of the first year shown in any ASHA competition.
- g. If a horse loses their green horse eligibility through competition, they may finish that year as a green horse. In the future, that horse is eligible only for other divisions.
- h. A green horse may be shown by a non professional rider from any division.

4. **Novice:** This division is open to any non-professional member in good standing, with any horse regardless of past winnings. The Novice division is reserved for individuals with limited riding and showing experience who wish to learn more about showing in ASHA at a beginner's pace. Everyone new to ASHA competition doesn't necessarily need to start in the novice division. Their skills may be better suited for one of the other divisions. Individuals competing in a novice division must possess a current ASHA Amateur membership card with eligibility for the novice division noted on the card. Riders in this division will box the cow only in the cow work class. This shortened version will not involve turns down the fence, circling, or roping (See ASHA Novice cow work rules for specifics on rules for this division).

Novice Eligibility Requirements:

- a. Adheres to all amateur eligibility requirements.

- b. Has limited showing experience in any one of the classes provided at the event attending. If a rider's eligibility is in question, they must attend an ASHA clinic to be assessed by an ASHA-approved clinician and the event manager in all classes offered at the event. The Assessment form can be found on the ASHA website.
- c. Once a novice rider earns a combination of three (3) High-Point All-Around or Reserve High-Point All-Around awards at any ASHA show, including ASHA Year-End National or Regional High-Point or Reserve High-Point All-Arounds in any division, the rider is no longer eligible for this division. No exceptions.
- d. If a member loses their novice eligibility through competition, they may finish that year as a novice. In the future, the member is eligible only for open, amateur, limited open, limited amateur and green horse amateur divisions.
- e. Stallions are prohibited in this division.
- f. Novice exhibitors may not enter the open or amateur cow work classes.

3. YOUTH: Individuals competing in a youth division must possess a current ASHA youth membership card with eligibility for the youth division noted on the card. A youth may only ride in one (1) of the three (3) divisions listed below, at an event. If novice eligible, a youth may show in both the youth and novice divisions at the same show. Stallions are prohibited in this division.

Three (3) divisions offered:

- A. Youth:** This division is open to any youth member in good standing and with any horse regardless of past winnings. Exhibitors may also show in other divisions without losing their eligibility in the Youth division. This division works the full pattern of the cow work class which will involve boxing, turns down the fence, circling or roping (see ASHA Youth cow work rules for specifics on rules for this division).
- B. Limited Youth:** This division is open to any youth member in good standing, with any horse regardless of past winnings. Exhibitors may also show in other divisions without losing their eligibility in the youth division. Riders in this division will work a modified version of the cow work class which will not involve turns down the fence, circling or roping (see ASHA Limited Youth cow work rules for specifics on rules for this division).
- C. Novice Youth:** This division is open to any youth member in good standing, with any horse regardless of past winnings. Everyone new to ASHA competition doesn't necessarily need to start in the novice youth division. Their skills may be better suited for one of the other divisions. Riders in this division will box the cow only in the cow work class. This shortened version will not involve turns down the fence, circling, or roping (See ASHA Novice Youth cow work rules for specifics on rules for this division).

Short Stirrup: ASHA encourages show producers to offer a non sanctioned Short Stirrup division with Stock Horse Pleasure/Ranch Riding, Trail, and Reining for youth ages 7 and under. These classes will be offered at a reduced show rate, with no membership license required. The purpose for these classes is to get our younger riders excited to ride and show. The classes can offer everything from lead line to riding the pattern on their own.

EV-080 WALK-TROT RULES AND GUIDELINES

- 1. Walk-Trot classes are offered to encourage participation at an individual's current level of ability. ASHA recognizes that, due to physical or psychological considerations, some participants may choose to remain in walk-trot classes on a long-term basis. These classes provide a welcoming and supportive environment for continued involvement and learning.
- 2. While walk-trot participation is always respected, ASHA encourages riders who are able to continue progressing through the show format as part of the Association's educational pathway. Advancement supports skill development, confidence, and long-term horsemanship growth for both horse and rider.
- 3. Riders who compete in any walk-trot classes at an ASHA-approved event are not eligible to enter a loping divisions at that same event. Walk-Trot divisions are intended for riders who do not lope in competition and are designed to support participation and learning at that level.

EV-090 WALK-TROT DIVISIONS AND ELIGIBILITY

Two (2) divisions will be offered: Amateur and Youth.

- 1. **AMATEUR:** Individuals competing in this division must possess a current ASHA membership card. This division is open to any non-professional member in good standing, with any horse regardless of past winnings.

Amateur Eligibility Requirements:

- A. Has not received payment, directly or indirectly for riding, training, assisting in training, showing horse(s) at any time during the past five (5) years.
- B. Has not received payment directly or indirectly for instructing another person or conducting a seminar in riding, training, driving or showing a horse any time during the past five (5) years.
- C. Has not had any expenses (including lodging, transportation, mileage, etc.) paid by someone else other than family members.
- D. Premium money won is not considered remuneration.
- E. An amateur may show in the Open division without losing their amateur eligibility as long as requirements for an amateur are still met.

Divisions Offered: two (2) divisions - 1) Amateur and 2) Novice.

- A. Amateur:** Rider must meet the requirements of Amateur eligibility and be a member in good standing.
- B. Novice:** Rider must meet the requirements of amateur eligibility and be a member in good standing. The Novice division is reserved for individuals with limited riding and showing experience who wish to learn more about showing in ASHA at a beginner's pace. Everyone new to ASHA competition doesn't necessarily need to start in the novice division. Their skills may be better suited for one of the other divisions.

Individuals competing in a novice division must possess a current ASHA amateur membership card with eligibility for the novice division noted on the card.

Novice Eligibility Requirements:

1. Adheres to all amateur eligibility requirements.
2. Has limited showing experience in any one of the classes provided at the event attending. If a rider's eligibility is in question, they must attend an ASHA clinic to be assessed by an ASHA-approved clinician and the event manager in all classes offered at the event. The Assessment form can be found on the ASHA website.
3. Once a novice rider earns a combination of three (3) High-Point or Reserve High-Point All-Around awards at any ASHA show, including ASHA Year-End National or Regional High-Point or Reserve High-Point All-Arounds in any division, the rider is no longer eligible for this division. No exceptions.
4. If a member loses their novice eligibility through competition, they may finish that year as a novice. In the future, the member is eligible only for open and amateur divisions.
5. Stallions are prohibited in this division.

2. Youth Eligibility: Individuals competing in a youth division must possess a current ASHA youth membership card with eligibility for the youth division noted on the card. A youth may show in both the novice and youth divisions at the same show if Novice eligible. Stallions are prohibited in this division. This division is open to any youth member in good standing and with any horse regardless of past winnings. Exhibitors may also show in other divisions without losing their eligibility in the Youth division.

Two (2) divisions offered: (Youth age as of January 1st of the current year will determine eligibility).

A. Youth 14-18

B. Youth 8-13

Short Stirrup: ASHA encourages show producers to offer a non sanctioned Short Stirrup division with Stock Horse Pleasure/Ranch Riding, Trail, and Reining for youth ages 7 and under. These classes will be offered at a reduced show rate, with no membership license required. The purpose for these classes is to get our younger riders excited to ride and show. The classes can offer everything from lead line to riding the pattern on their own.

EV-100 ELIGIBILITY EXCEPTION AND VIOLATIONS

1. **Division Eligibility Exceptions:** ASHA shall have a classification committee from the ASHA Board of Directors. A member may petition, in writing, the ASHA Classification Committee for a change in division eligibility due to extenuating circumstances. The written petition will be reviewed and the member notified of the ruling. In addition, the committee may reclassify a member for a division.
2. **Eligibility Violations:** Amateur, novice, youth and green horse eligibility may be revoked at any time for violations of any ASHA rule or regulations. A person revoked from these special division statuses must relinquish their membership card and return it to ASHA upon notice.

EV-110 EVENT MANAGERS

1. **Eligibility:** Any reputable person who can furnish proof that he/she is capable through ability or experience may act in the capacity of the event manager. The event manager should be familiar with ASHA rules and procedures and a current member of ASHA.
2. **Person in Charge:** The event manager shall be the person in charge of the ASHA event. Mandatory attendance of the show manager on the event grounds is required while he/she is in charge.
- C. Prior to the event, each rider and horse should be verified to whether they have a current membership license, with correct spelling of riders and horses name.
3. **Flyer, entry form and show schedule:** The event manager shall have the jurisdiction over preparing all items related to the event. The event manager shall provide announcement flyers, schedules, entry forms, etc. to the ASHA office at least sixty (60) days prior to the event for publicity purposes. The manager shall enforce the arrival and departure times as advertised.
4. **Responsibilities:** The event manager shall at all times extend every effort to satisfy the comfort of the horses, exhibitors, spectators and officials. The manager shall be held responsible for maintenance of clean and orderly condition throughout the event. The manager is responsible to see that ASHA event reports, fees and competition results are submitted to the Association within fourteen (14) days of the last date of the event.
5. **Authority:** The event manager shall have the authority to enforce all rules and requirements referring to the event. The manager may excuse any horse or exhibitor from the event for the safety of other horses, exhibitors or spectators, or remove an exhibitor for unsportsmanlike conduct.
6. **Retain copies of Judges Sheets:** Show management shall retain copies of original signed judges score sheets, copy of show results and entry forms for at least one (1) year.

EV-120 SHOW SECRETARY

1. **Eligibility:** Any reputable person who can furnish proof that he/she is capable through ability or experience may act in the capacity of the show secretary. The secretary should be familiar with ASHA rules and procedures, a current member of ASHA, and may not hold the position of show manager or ring steward at a show at which he/she serves as show secretary. The show secretary shall be the primary person responsible for verifying exhibitor(s) and horse(s) eligibility and correctness of clinic and show reports, and results, thus requiring mandatory attendance of the show secretary on the event grounds throughout the duration of his/her responsibilities at the event.
2. **Responsibilities:**
 - A. Serve as primary contact for show results by recording both entries and show results and maintaining these records for at least one (1) year.
 - B. Verifying whether riders and horses have a current membership license.
 - C. Submitting ASHA event reports and monies along with competition results in hard copy to the Association within fourteen (14) days of the last date of the event. Competition results in electronic format should be submitted to the Association as soon as possible after the event.
 - D. Show secretaries shall total individual scores, using the judge's tie breakers in the order listed, to place the class on points earned.

E. Work closely with the judge if there are any questions regarding rules or scoring.

F. **Posting Score Sheets:** Class score sheets should be posted for exhibitors to allow riders to evaluate their performance.

EV-130 SCRIBES

Scribes are provided to assist the judge with the record keeping while judging. ASHA recommends that scribes not double as a ring steward or gate person, but be available at all times to record scores given by the judge. A scribe's integrity must be above reproach and they must be willing to be attentive and accurate at all times. They should not attempt, in any way, to influence or change a judge's score, but always be available to assist the judge.

EV-140 JUDGES

Judges should have equine expertise, experience in evaluating stock and ranch horses, and personal character and integrity to merit the honor of being asked to judge ASHA events. All judges must be current members of ASHA at the time of the show, to judge recognized events. Judges must follow and abide by all rules of conduct and show rules at all ASHA events.

1. When acting as a show official, it is imperative that judges conduct themselves with professionalism and integrity.
2. While performing their duties, judges should dress in appropriate western attire and act in a professional manner, so as to be without reproach.
3. Judges are not to judge members of their immediate family. In order to promote fairness to all exhibitors, judges should not judge horses they have personally trained or owned in the previous 6-month period.
4. Whenever possible, the same person should not judge an event after serving as a clinician immediately prior to that event. When this is not financially prudent, it is suggested that judges only be allowed to judge events other than the event they taught in the clinic.
5. Excess socializing with exhibitors, other than normal friendly exchanges, should be discouraged and show managers should discourage any excess fraternization between judges and exhibitors.
6. Exhibitors are to treat judges with respect and are not to approach judges during performance of their duties without the presence of a show official.
7. **Judges List:** A list of qualified persons who are eligible to judge ASHA events will be maintained by the ASHA office and available on the website. In order to be added to this list, individuals who feel they are qualified, must make application to the Judges Committee, who will make a decision based on information on the application or otherwise furnished to the committee. In order to be added to the ASHA-approved judges list:
 - A. Prepare to attend an ASHA Judges Seminar:
 1. Must have stock / ranch horse expertise and knowledge.
 2. Must have read the current ASHA rules for judging and be familiar with class procedures.
 - B. Attend an ASHA Judges Seminar. Dates and locations can be found on the ASHA website. Pass the written and video portion of the ASHA Judges Seminar.
 - C. To remain on the ASHA Judges List, judges must attend a seminar every three (3) years to renew.
 - D. Removal From Judges List: All judges are subject to review at any time. In the case of documented rule or conduct violations, individuals, upon recommendation of the Judges Committee and approved by the ASHA Executive Committee, may be removed from the judges list. The decision of the Executive Committee will be final on all matters of removal of judges from the judges list. After one (1) year, suspended judges may reapply for approved status and these approvals will be subject to recommendation by the Judges Committee and final approval by the ASHA Executive Committee.
 - E. Temporary Judges Approval: Upon written recommendation by show managers, qualified individuals, who would otherwise meet the above qualifications, may be granted "**Temporary Judge**" status for one (1) show only, and upon payment of membership fee, by either the individual or the show manager, will be allowed to judge said show. It would be expected that the individual would then make application to the Judges Committee for addition to the Approved Judges List.

EV-150 JUDGES PROCEDURES

1. Judges must be chosen from the approved ASHA Judges List.
2. ASHA and AQHA score sheets shall be used to judge all classes depending on option chosen for scoring the event. Sheets should be provided and organized for judges by show management.
3. The judge should score all maneuvers of the pattern.
4. Specific maneuvers will be selected by judges prior to the class as tie-breaking maneuvers. These maneuvers will be ranked as first tie breaker, second, third, fourth, fifth, and so forth. A tie breaker should be assigned for each maneuver.
5. During the class it is recommended that a scribe shall assist each judge by recording the score after each of the maneuvers on the appropriate class score sheet. Judges shall sign their score sheets and the score sheets will be turned into the show secretary.
6. Riders shall wear protective headgear or western hats, long-sleeved shirts and western boots. Western boots shall include typical cowboy boots and lace-up ropers. All other footwear is prohibited. The use of spurs and chaps shall be optional. Clothing should be neat and clean.
7. Show secretaries will total individual scores using the judge's tie breakers in the order listed, to place the class on points earned. They will check back with the judge if there are any questions.
8. Judges shall examine and check for lameness of all horses brought into any class. The judge has the authority to excuse any horse from the class due to lameness at any time. Obvious lameness shall be cause for disqualification and is 1) consistently observed at trot, 2) obvious at the walk, and 3) minimal weight-bearing in motion and at rest, and inability to move.

EV-160 SCORING SYSTEM

The scoring systems are designed to be positive, straightforward, and always encouraging growth and improvement in both horse and rider. They are designed to give credit for the work done.

1. In each class, the entire class will be scored and placed. All exhibitors in each class will be ranked according to scores, placed from the highest to the lowest scores.

2. Disqualified horses will count as entries in the class, but will not receive points.
3. In the case of a fall by a horse or rider, the run shall end when the rider or horse fall to the ground. A horse is considered to have fallen when all four feet are extended in the same direction. A rider is considered to have fallen when the rider is no longer astride.
4. In the case of equipment failure that delays competition or becomes unsafe, the run is stopped and the horse/rider team will be given credit for what they have accomplished prior to that point.
5. **Points:** Points shall be awarded to qualifying horses entered and exhibited in ASHA-approved competitions and events according to ASHA rules. Each class must be placed through the total horses judged in that class and points awarded to each horse that placed. Points will be awarded with the horse placing first receiving one (1) point for every horse they placed above, plus one (1).

Example: If 28 horses are in a class, the 1st-place horse gets 28 points, the 2nd place horse gets 27, and so forth. If a horse is disqualified (DQ) in a class, they receive no points and listed at the bottom of the class sheet with a DQ noted. Disqualified horses count as entries in a class with a DQ or 0 score noted in the points received, and the horses placing above receives points for the total number of horses shown in the class including the disqualified horses. In a 20 horse class, where one (1) horse is disqualified, the 1st place horse will get 20 points, the 19th place horse gets 2 points, and the disqualified horse will get 0 points. The last point is not given because the disqualified horse gets no points. This system will be used for any size class and may include more than one disqualification.

- A. **Individual Class Points:** Points will be awarded in each individual class according to the placing received and based on the total number of horses competing in that particular class. Points earned in each individual class count towards the all around for the event.
- B. **High-Point All-Around:** The title of All-Around will be awarded to individuals in each division offered by show management at each event. Each division is to be calculated independently and points based on a one horse/one rider combination. Points from each class shall be added together for the overall score for the classes.
 1. Tier 1 All-Around is based on the three (3) classes: Stock Horse Pleasure / Ranch Riding, Trail, and Reining.
 2. Tier 2 All-Around is based on four (4) classes: Stock Horse Pleasure / Ranch Riding, Trail, Reining, and Cow Work or Cutting.
 3. Tier 3 All-Around is based on five (5) classes: Stock Horse Pleasure / Ranch Riding, Trail, Reining, and Cow Work, and Cutting. Riders can choose to ride in either the Cow Work class or the Cutting class to qualify for the All-Around.
- C. **Ties:** High-Point All-Around ties for shows and Year-End awards will be broken by awarding the highest placing horse rider combo with the highest score in the following order:
 1. Tier 1 - Stock Horse Reining, Trail, and then Pleasure/Ranch Riding
 2. Tier 2 - Stock Horse Cow Work or Cutting, Reining, Trail, and then Pleasure/Ranch Riding.
 3. Tier 3 - Stock Horse Cow Work, Cutting, Reining, Trail, and then Pleasure/Ranch Riding.
- D. **Double Judged Show:** When using two (2) judges to determine one set of champions, the classes will first be placed under each judge and class placing points awarded and posted. One judge shall be designated as the tie breaker judge before judging begins. The final class placings and champions will have the placing or ranking points from each judge added together with the tie breaker judge's placing points breaking ties. Exhibitors competing for the All Around shall have the final class placing points, which were determined by both judges, entered into the All-Around tabulation. .

Show management will have two (2) options for scoring an ASHA-approved event: 1) ASHA 1-10 Scoring System and/or 2) AQHA Versatility Ranch Horse (VRH) Standard 70 Scoring System.

1. **ASHA 1-10 Scoring System:** ASHA utilizes a 1-10 scoring system as a core component of its educational and developmental philosophy. This scoring format is designed to be clear, approachable, and encouraging particularly for new exhibitors and those focused on learning and improvement.

The 1-10 system allows riders to easily understand their performance and track progress from one event to the next. A score of 3 clearly identifies an area for improvement and provides a tangible goal of working toward a 4 or higher. This incremental approach supports learning, builds confidence, and reinforces ASHA's belief that competition should be a positive tool for growth.

By design, the ASHA scoring system encourages participation, rewards improvement, and supports riders and horses at all stages of development. ASHA highly recommends the 1-10 scoring system. Specific rules give a horse credit for what they accomplish, rather than a disqualification with a total score of zero (0).

- A. The judging scale on all maneuvers and obstacles in all ASHA classes, where 1-10 is the scale, should be:
(Specific deductions are listed with each class)
 - 1-4 Major Faults
 - 5-7 Average Quality
 - 8-10 High Quality
- B. **1/2 points are permissible.** The judge must place each class in its entirety and avoid ties.
- C. **Total Score Zero:** No horse shall be disqualified and receive a total score of zero (0) except for 1) Lameness, 2) Illegal Equipment, 3) Inhumane treatment or Misconduct From the Rider, and 4) Improper Western Attire.
- D. **Fallen Horse:** Horse/rider team will be given credit for what they have accomplished prior to the point of fall or equipment failure.
- E. **Maneuver Score:** Scores for each maneuver are scored 0-10. All maneuvers of a class that are attempted should receive at least a score of one (1). If a rider leaves out part of a class or chooses to not attempt a maneuver, a score of zero (0) should be noted for the maneuver.

Example 1: A horse that makes no attempt at the bridge should be given a score of zero (0) for the bridge. This **does not** disqualify the run with a total score of zero (0). **Example 2:** A horse loping in the wrong lead for a complete maneuver does not constitute a zero (0) maneuver score. A horse receiving a maneuver score zero (0) is still eligible to place where their total puts them.
- F. **Off-Pattern (OP):** An off pattern will be noted as "OP" in the box below the applicable maneuver. An OP notation does not affect class placings.
- G. **Use of Two Hands:** On a curb bit or using more than one finger between split reins or any finger between romal reins, will result in a two

point run content deduction each time there is a violation. Continuous use of two hands on the reins with a curb bit is a major fault and should be reflected in the maneuver score.

2. AQHA Versatility Ranch Horse (VRH) Standard 70 Score System : Show producers who host an event with the AQHA Versatility Ranch Horse (VRH) Standard 70 Scoring System have the option to conduct an AQHA VRH event concurrently. When an AQHA VRH event is held concurrently, all AQHA approval requirements, rules, entries, and fees must be met separately and independently of the ASHA-approved event. Entries, results, and points for each organization shall be recorded and reported according to the respective association's procedures. Concurrent events must be clearly identified in all advertising and entry materials to ensure participants understand the rules, scoring system, fees, and eligibility requirements applicable to each event.

For each class, horses will be scored from 0 to 100, with 70 denoting an average performance. Maneuver scores should be added and subtracted from the 70 and are to be determined and assessed independently of any penalty points which may accrue.

A. Each maneuver will receive a score ranging from: (Specific deductions are listed with each class)

+ 1.5 **Excellent**

+ 1 **Very Good**

+ .5 **Good**

0 **Correct**

- .5 **Poor**

- 1.0 **Very Poor**

- 1.5 **Extremely Poor**

B. **Off-Pattern (OP):** In the case of a horse/rider team being off-pattern (OP), including repeated blatant disobedience, breaking pattern, incomplete maneuver, eliminating or adding maneuvers, use of two (2) hands, more than one finger between split reins or any fingers between romal reins (except in the two-rein) the horse/rider team cannot place above other horse/rider teams who have completed the pattern correctly.

C. **Disqualification (DQ):** Lameness, abuse, leaving the arena before pattern is complete, illegal equipment or attire, fall of horse/rider, out of control, dangerous, excessive schooling, and/or abuse, disrespect, or misconduct.

D. **Ideal VRH Ranch Riding Horse:** Should have a natural ranch horse appearance from head to tail in each maneuver. Appearance will also be evaluated ranging from +1.5 to -1.5.

EV-170 COMPETITION RESULTS

ASHA is committed to maintaining accurate, complete, and timely competition results for all ASHA-approved events. Official results are posted on the ASHA website and become part of the permanent record used to calculate points, awards, and Year-End recognition.

ASHA appreciates the cooperation of show producers and participants in submitting accurate and complete results. This shared commitment helps protect the integrity of ASHA records and ensures fair and consistent recognition for horses, riders, and events.

1. **Deadline For Submission:** The submission of the correct and accurate competition results to ASHA must be postmarked and sent by email within 14 days. If not received within this time period a \$50.00 late fee will be added.

2. **Competition Results:** ASHA offers two (2) options for submitting show results and placings.

A. **Excel Sheet Report:** Should include the exhibitor back number, ASHA numbers for each rider and horse, correct names for riders and horses (matching the membership recording cards), placings, and points earned in each class.

B. **Show Pro Program.** Shows with 40+ horse/rider combinations are encouraged to use the show program. Information regarding the Sport Data show program can be found on the ASHA website.

3. **What to Send and Where:** Official signed judges' sheets, ASHA financial sheet, and membership, horse licenses and transfers purchased at the event. Please send to ASHA, 20955 North Coburg Road, Harrisburg, OR 97446.

4. **Competition Assessment Fees:** Management will collect a \$5 competition assessment fee per horse/ rider entry for the show. This fee will be recorded on the ASHA financial sheet and submitted with the competition results.. These fees help with costs of record keeping and ASHA certificates and/or awards. As of January 1, 2026, ASHA will no longer require show management to collect the \$5 fee for clinic participants.

5. **Retaining Records:** At the close of the competition, the event management shall retain copies or duplicates of the judges' original signed, final placing score sheets, a copy of competition results as forwarded to ASHA and competition entry forms for one (1) year from date of the show.

6. **Cancellation Deadline:** Failure to notify ASHA of a cancellation to an event may result in future approval being denied.

7. **Publication of Results:** Competition results will be listed on the official Association website. A period of six (6) months from the date of the competition will be allowed for any corrections to show results. After that date, no request for competition result correction will be considered. It is the responsibility of the exhibitor to notify ASHA of any possible errors in results.

8. **Zero Points:** When a rider and/or horse do not have a current license, points can not be awarded, and zero (0) points are recorded. In January of 2026, ASHA implemented a single membership license form for rider and horse, that includes as many horses or transfers, to remedy past problems. This change is intended to simplify the process for exhibitors and show producers, reduce errors, and help ensure that all eligible performances are properly recorded.

9. **Discrepancies:** Discrepancies between ASHA-approved events and programs, divisions and classes actually offered and conducted at the event shall be presented to the Executive Committee for judgement when properly submitted by participants or show management.

EV-180 TITLES AND AWARDS

1. **National Honor Roll Awards:** The Association will provide a National Year-End High-Point Honor Roll Versatility Award annually based upon the highest number of points earned by an individual horse/rider combination in the All-Around, in each division at ASHA-approved competitions during

that year's (January 1st - December 31st) competitions. The award is based on show series/circuits (three (3) or more shows for the year) and total cumulative points for a horse/rider combination earning 40+ points.

2. Circuit Series Awards: The Association will provide a circuit Series Year-End High-Point All-Around Versatility Award annually based upon the highest number of points earned by an individual horse/rider combination in the All-Around, in each division at ASHA-approved competitions during that year's (January 1st - December 31st) competitions. The award is based on the show circuit series with 3+ shows a year and total cumulative points for a horse/rider combination earning 40+ points.

3. Individual classes do not receive Year-End High-Point Honor Roll awards.

4. Walk-Trot divisions are not eligible for Year-End High-Point Honor Roll awards.

5. Exhibitors will have the opportunity to purchase an official ASHA Year-End Buckle to commemorate their accomplishments and dedication throughout the season. Those who place Top Ten in any ASHA class or All-Around division are eligible to purchase a buckle. Each buckle is crafted as a meaningful keepsake to recognize hard work, progress, and success achieved over the year. Please visit our store at americanstockhorse.org to order your buckle before the deadline of February 15th.

EV-190 JACKPOT PAYOUTS

1. Jackpots: It is recommended that the jackpot fees be kept affordable for participants. Fees should be divided into entry fees and jackpot fees. Payouts will be made on the final class and All-Around placings.

A. Class Paybacks: Half of the jackpot will be for the class entered. Jackpot classes are competing for class points plus a payback (1/2 of the jackpot monies collected for that class) according to the following schedule.

B. All Around Paybacks: The other half of the jackpot fees will go to the all around pay outs. Exhibitors riding in the all around will be eligible for the All-Around paybacks. The All-Around paybacks in each division will pay only to exhibitors showing in all classes required for the All-Around for Tier 1, Tier 2, and Tier 3 events. The All-Around paybacks will be figured on the total number of entries in the division, divided by four (4) to ascertain the average class size on which to base the All-Around paybacks. Using the average class size, the number of paybacks to exhibitors showing in all four classes will be paid according to the following schedule:

Examples:

- 52 total entries** in the open division, divided by four (4) will equal an average class size of 13 exhibitors. Paybacks will go to five (5) exhibitors showing in the all around.
- 72 total entries** in the open division, divided by four will equal an average class size of 18 exhibitors. Paybacks will go to six (6) exhibitors showing in all four classes.
- 15 total entries** in the open division, but only three (3) exhibitors showing in the all around, the all around jackpot money will be paid to two (2) places according to the three payouts in the ASHA payout schedule.

#	1-2	3-4	5-6	7-9	10-15	16-20	21-25	26-30	31-35	36-40	41-45	46-50	51-55	56-60	61-65	66-70	71-75	76-80	80
Place #	1	2	3	4	5	6	7	8	9	10	11	12	13	14	15	16	17	18	19
1	100%	60%	50%	40%	30%	30%	28%	25%	23%	20%	20%	20%	20%	20%	20%	20%	19.5%	19%	19%
2		40%	30%	30%	25%	24%	22%	20%	18%	16%	16%	16%	16%	15%	15%	15%	15%	15%	14%
3			20%	20%	20%	18%	17%	15%	15%	14%	13%	13%	12.5%	12.5%	12.5%	12.5%	12%	12%	11.5%
4				10%	15%	12%	12%	12%	11%	11%	11%	11%	10%	10%	10%	10%	10%	10%	10%
5					10%	9%	9%	10%	9%	9%	9%	8%	8%	8%	8%	7.5%	7.5%	7.5%	7.5%
6						7%	7%	8%	8%	8%	7%	7%	7%	6.5%	6%	6%	6%	6%	6%
7							5%	6%	7%	7%	7%	6%	6%	5.5%	5%	5%	5%	5%	5%
8								4%	5%	6%	5%	5%	5%	5%	4.5%	4%	4%	4%	4%
9									4%	5%	5%	4%	4%	4%	4%	3.5%	3.5%	3%	3%
10										4%	4%	4%	3.5%	3.5%	3.5%	3.5%	3.5%	3%	3%
11											3%	3%	3%	3%	3%	3%	2.5%	2.5%	2.5%
12												3%	3%	3%	2.5%	2.5%	2.5%	2.5%	2.5%
13													2%	2%	2%	2%	2%	2.5%	2%
14														2%	2%	2%	2%	2%	2%
15															2%	2%	2%	2%	2%
16																1.5%	1.5%	1.5%	1.5%
17																	1.5%	1.5%	1.5%
18																		1.5%	1.5%
19																			1.5%

EV-200 COMPETITION EQUIPMENT

Equipment used in ASHA-approved events shall comply with the rules and standards established by the American Quarter Horse Association (AQHA) SHW300: Western Equipment.

1. Horses shall be shown in a western/stock saddle.
2. Silver equipment will not count over good clean, working equipment.
3. Horses of all ages may be shown in a snaffle, bosal or curb bit.
4. When a bit is used, the mouthpiece must be at least 5/16", and not more than 3/4" in diameter, measured one inch from cheek, and must be **smooth**. Nothing may protrude below the mouthpiece such as extensions or prongs. A standard western curb bit must not be longer than 8/12" measured on the outside length from the top bridle attachment to the rein attachment. The port must not be higher than 3 and 1/2" with rollers and covers acceptable.
5. Broken mouthpieces, half breeds and spades are standard.
6. Split reins may be used with all bits.
7. Romal reins is acceptable with a curb bit.
8. Closed reins are not allowed except as standard romal or standard mecate reins, which include a tie rope with snaffle bit or bosal.
9. Curb straps are required for curb bits. Curb chains or straps must be at least 1/2" in width and must lie flat against the horse's chin. No wire curbs are permitted, regardless of the amount of padding or tape. Absolutely no iron will be permitted under the jaws.
10. Rope or Riata; if used, the rope or riata must be coiled and attached to the saddle.
11. Protective boots, bell boots, and wraps are allowed in each class.
12. **Prohibited Equipment:** Includes tie downs, cavessons, roping reins, gag bits, mechanical hackamores, twisted snaffles, any curb strap narrower than one-half inch, and running martingales. A judge may prohibit the use of any equipment deemed to be inhumane.
13. Two-Rein is legal for one year of a horses career.

EV-210 COMPETITION ATTIRE

Riders shall wear:

1. Protective headgear or western hats.
2. Long-sleeved shirts.
3. Western boots. Western boots shall include typical cowboy boots or lace-up ropers. All other footwear is prohibited.
4. Spurs and chaps shall be optional.
5. Clothing should be neat and clean.

EV-220 CLASSES

Show producers have the ASHA three-tier event options to choose their classes to accommodate facilities, participant levels, and regional needs. Five (5) classes are offered through the ASHA show format and are designed to measure the versatility of a stock/ranch horse. Below descriptions and guidelines for judging are listed.

Each class must always be a standalone class and run independently of any other class. The Stock Horse Pleasure /Ranch Riding and Trail can be run at the same time, but are considered standalone classes. The Reining and Cow Work classes can be run together, but are considered standalone classes. Schedules should be established to allow time between classes for exhibitors to prepare their horse for the next class.

EV-230 STOCK HORSE PLEASURE / RANCH RIDING

The American Stock Horse Association has three (3) stock horse pleasure/ ranch riding patterns. The patterns may start either direction, to the right or left. This class serves to measure the ability of the horse to be functional and a pleasure to ride while being used as a means of conveyance from performing one stock/ranch task to another. The horse should reflect the versatility, attitude, and movement of a working stock/ranch horse riding outside the confines of an arena.

1. The horse should be well-broke/trained, relaxed, quiet, soft and cadenced at all gaits. While soft in the bridle the horse should yield to contact.
2. The horse can be ridden with light contact or on a relatively loose rein without requiring undue restraint, but not shown with excessive draped reins.
3. The overall manners and responsiveness of the stock horse pleasure/ranch riding horse is to make timely transitions in a smooth and correct manner, as well as the quality of the movement are of primary considerations.
4. The ideal stock/ranch horse will travel with forward movement and demonstrate an obvious lengthening of stride at extended gaits.
5. ASHA recommends posting the stock horse pleasure/ranch riding pattern(s) prior to the event and having printed handouts for exhibitors at the show.
6. The class may be conducted inside or outside of an arena. An arena provides good footing for stops in the pattern.
7. ASHA recommends that show management set markers to designate gait changes/transitions. When setting up markers, the following distances are recommended. These distances will make for a more fluid class to be exhibited and facilitate ease of judging. In smaller arenas, it may be necessary to adjust the course to get distances similar to those recommended.

Extended Walk	(75 feet)	Extended Trot	(240 feet)
Ordinary Walk.	(30 feet)	Lope	(150 feet)
Trot	(90-120 feet)	Extended Lope	(200 feet)

8. It is recommended that the judge walk the pattern to approve the markers and distances for each gait.
9. Judges should stand in the center of the arena while judging the stock horse pleasure/ranch riding class from the center of the arena, except in extreme circumstances.

10. Required elements for Stock Horse Pleasure and Ranch Riding Patterns:

- A. Horses will be shown individually at three (3) gaits; walk, trot, and lope in each direction of the arena.
- B. Horses will also be asked to reverse, stop, and back.
- C. The extended trot and lope should be demonstrated at least one direction of the arena.

11. Description of Ideal Stock Horse Pleasure and Ranch Riding Gaits: The ideal stock/ranch/stock horse will have a level head carriage at each gait, neither too high nor too low.

Extended Walk: The walk should be straight, square flat footed, relaxed, and should move out freely with horse looking ahead. The extended walk should show more length of stride than the ordinary walk.

Trot: This gait should be a square two-beat diagonal trot. The trot should be steady, soft, and slow enough for riding long distances. Trot gaits that are rough and hard to sit should be marked down. Excessively slow and without cadence trots should be scored lower.

Extended Trot: The extended trot should show an evident lengthening of stride from the regular trot with the same cadence that will cause an increase in speed. This trot should be level, flat and steady with the appearance that the horse would hold this gait for an extended distance.

Lope: This gait should be a three-beat gait that is cadenced, straight and steady, and is comfortable to ride over long distances.

Stop: From both the lope and trot, the horse should be in the correct stopping position, with both hocks engaged and stopping on the hindquarters.

Reverse: A horse should turn briskly and flat with front feet on the ground and holding an inside rear pivot foot.

Ordinary Walk: A stock/ranch horse walk should be straight, square, flat footed, relaxed and should move out freely with no anticipation to move to the next gait.

Extended Lope: This gait should be an obvious lengthening of stride from the previous lope, be at the same cadence, and cause an increase in speed. The gait needs to be steady, quiet, and holding the increased speed while being under control.

12. Scoring Stock Horse Pleasure / Ranch Riding

- A. Part of the evaluation of this class is on smoothness of transitions. There is no advantage to making these transitions with cues that are imperceptible to a judge. Judges expect to see horses that have been trained to respond to cues. To see these cues applied discretely and the horse responding correctly could be a credit earning situation.
- B. All transitions should be smooth without unnecessary resistance from the horse. Please note that the rules allow for a horse to be taken back (collected) a bit from the extended trot as the horse moves into the lope. The transition from the extended lope down to the trot is very difficult to achieve, however, a good stock/ranch horse will have to make this transition several times during a day's work. This transition is down to the normal or seated trot, not the extended trot. Therefore, an extra cue to achieve this gait is expected. Horses that complete this total transition within three (3) strides calmly and obediently should be rewarded. Horses that attempt to stop or bring the hocks together to go into a stopping position should receive a lower score according to the magnitude of the error.
- C. Each gait, including transitions toward that gait, will be scored.
- D. All runs begin upon entering the arena and any infractions are subject to penalty at that time.
- E. The rider has the choice in the extended trot to post, sit, or stand in the stirrups. Holding the saddle horn is permissible at the extended trot only. Preference should not be given by the judge for any method of showing, as emphasis should be on the performance of the horse and how effective the horse is at actually extending the trot and the mannerisms and responsiveness to the rider.

Credited Earning:

- + High quality mover.
- + Functionally correct in gaits and transitions.
- + Well-mannered and responsive.
- + To see cues applied discretely and the horse responding correctly.

Minor Deductions (Less than 2 Points):

- Artificial appearance and/or unnecessary delay.
- Break of gait at walk or trot.
- Too slow.
- Over-bridled and/ or out of frame (per maneuver).

Major Deductions (More than 2 Points):

- Wrong lead or out of lead.
- Lack of control.
- Blatant disobedience (kicking out, bucking, rearing or striking).
- Very poor quality of gait. Failure to ever demonstrate correct lead or gait, if designated.
- Break of gait at lope.
- Excessive draped reins.
- Trotting for more than three (3) strides in lope departures.

Points and Deductions:

1. **ASHA 1-10 Scoring System:** The following scoring will be applied to each maneuver - penalties are considered and deducted by the judge during the performance of the maneuver (1-10), and the resulting score is recorded in the maneuver box. These scores will be added together to determine the total score.

The scoring guide for each maneuver, including transitions, is as follows:

1-4 Points: Major faults, such as wrong lead, break of gait, lack of control, very poor quality of gait, failure to perform requested gait.

5-7 Points: Average quality of movement of gaits and transitions with minor or no faults.

8-10 Points: High quality mover that is functionally correct in gaits and transitions. Well-mannered and responsive.

Off-Pattern (OP): An off pattern will be noted as "OP" in the box below the applicable maneuver and represents the failure to attempt the maneuver. An OP notation does not affect class placings. Example: When the rider stops and reverses in the pleasure pattern, the rider may fail to attempt the walk before the lope.

Disqualified (DQ): No horse shall be disqualified and receive a total score of zero (0) except for 1) Lameness, 2) Illegal Equipment, 3) Inhumane treatment or Misconduct From the Rider, and 4) Improper Western Attire.

Fallen Horse: Horse/rider team will be given credit for what they have accomplished prior to the point of fall or equipment failure.

Maneuver Score: Scores for each maneuver are scored 0-10. All maneuvers of a class that are attempted should receive at least a score of one (1). If a rider leaves out part of a class or chooses to not attempt a maneuver, a score of zero (0) should be noted for the maneuver. Example 1: A horse that makes no attempt to walk after the reverse, the maneuver should be given a score of zero (0). This does not disqualify the run with a total score of zero (0). Example 2: A horse loping in the wrong lead for a complete maneuver does not constitute a zero (0) maneuver score. A horse receiving a maneuver score zero (0) is still eligible to place where their total puts them. .

Use of Two Hands: On a curb bit or using more than one finger between split reins or any finger between romal reins, will result in a two point run content deduction each time there is a violation. Continuous use of two hands on the reins with a curb bit is a major fault and should be reflected in the maneuver score.

2. AQHA Versatility Ranch Horse (VRH) Standard 70 Scoring System:

For each class, horses will be scored from 0 to 100, with 70 denoting an average performance. Maneuver scores should be added and subtracted from the 70 and are to be determined and assessed independently of any penalty points which may accrue.

Each maneuver will receive a score ranging from: (Specific deductions are listed with each class)

- + 1.5 Excellent
- + 1 Very Good
- + .5 Good
- 0 Correct
- .5 Poor
- 1.0 Very Poor
- 1.5 Extremely Poor

Off-Pattern (OP): In the case of a horse/rider team being off-pattern (OP), including repeated blatant disobedience, breaking pattern, incomplete maneuver, eliminating or adding maneuvers, use of two (2) hands, more than one finger between split reins or any fingers between romal reins (except in the two-rein) the horse/rider team cannot place above other horse/rider teams who have completed the pattern correctly.

Disqualification (DQ): Lameness, abuse, leaving the arena before pattern is complete, illegal equipment or attire, fall of horse/rider, out of control, dangerous, excessive schooling, and/or abuse, disrespect, or misconduct.

Ideal VRH Ranch Riding Horse: Should have a natural ranch horse appearance from head to tail in each maneuver. Appearance will also be evaluated ranging from +1.5 to -1.5.

EV-240 STOCK HORSE TRAIL

Show management will design the trail pattern, with judge(s) approval, for each event. This class serves to measure the ability of the horse to be functional, a pleasure to ride, and the horse's ability to cope with situations encountered while being ridden through a pattern of obstacles generally found during the course of everyday stock/ranch work. The horse should reflect the versatility, attitude, and movement of a working stock/ranch horse riding outside the confines of an arena.

1. The horse/rider team is judged on the correctness, efficiency and pattern accuracy with which the obstacles are negotiated and the attitude and mannerisms exhibited by the horse. Judging emphasis is on identifying the well-broke/trained, relaxed, quiet, soft and cadenced at all gaits, responsive, and well-mannered horse which can correctly navigate and negotiate the course. While soft in the bridle the horse should yield to contact.
2. The horse can be ridden with light contact or on a relatively loose rein without requiring undue restraint, but not shown with excessive draped reins.
3. The overall manners and responsiveness of the stock/ranch trail horse is to make timely transitions and perform a task/obstacle in a smooth and correct manner, as well as the quality of the movement are of primary considerations.
4. The ideal stock/ranch trail horse will travel with forward movement and demonstrate an obvious lengthening of stride at extended gaits.
5. Each single-performance event can be time consuming, especially with large classes, so it is imperative that time restrictions are placed on this class. The course should have a continuous and positive flow and that can be negotiated in four (4) minutes or less.
6. When designing and setting courses, management will be mindful that the idea is not to trap a horse or eliminate an exhibitor by making an obstacle too difficult. All courses and obstacles are to be constructed with safety in mind so as to reduce the risk for accidents.
7. It is show managements choice to either post the trail pattern prior to the event or the day of the class. The trail pattern must be posted at least one hour prior to competition. ASHA recommends having printed handouts for exhibitors at the show.
8. Judges must inspect the course and have the right and duty to alter the course if it is not in keeping with the intent of the class. Judges may remove or change any obstacles they deem unsafe, non-negotiable or unnecessarily difficult. Any time a trail obstacle becomes unsafe during a class, it shall be repaired or removed from the course. If the course cannot be repaired and some horses have completed the course, the score for that obstacle shall be deducted from all previous draws in that class.
9. ASHA recommends setting the trail course and then allow exhibitors to walk the course on foot (no horses) for a set amount of time.
10. No extra verbal instructions, that is not written on the trail pattern, may be given by management or the judge to exhibitors. Any instructions to the exhibitors must be written on the trail pattern and posted before the beginning of the trail competition.
11. The judge may ask a horse to pass on an obstacle after three (3) refusals or for safety concerns.

12. The trail class should be conducted on natural terrain, outside of an arena if at all possible. Natural terrain provides a more realistic setting in which a horse may negotiate a pattern or obstacles. This tests the horse's ability to cope with many situations encountered in everyday riding.
13. Judges should be located in an area of the arena where all obstacles can be seen easily.
14. ASHA recommends that the judge, with their preference, direct the trail reset person to fix any changes to the course.
15. The stock/ranch trail course will include no fewer than six (6) and no more than nine (9) obstacles. It is mandatory that the horse be asked to walk, trot, and lope during the course. Walk will be evaluated as part of the obstacle score. Trot must be at least 35 feet and scored with the obstacle. Lope must be lead-specific, at least 50 feet and scored with the obstacle. Care must be exercised to avoid setting up any obstacles that may be hazardous to the horse or rider.
16. The course must be designed using the mandatory obstacles and maneuvers, plus optional obstacles. Combining two (2) or more of the obstacles is accepted.

Mandatory Obstacles and Maneuvers:

- A. Ride over obstacles on the ground (natural logs are required). Walk, trot, or lope may be used, but only one (1) gait is required.
Walk Overs: Walk over no more than four (4) logs and no more than 10 inches high. Spacing between each log should be 20-30 inches. The formation may be straight, curved, zigzagged, or raised.
Trot Overs: Trot overs should be no more than four (4) logs and no more than 10 inches high. Spacing between each log should be 36-42 inches. The formation may be straight, curved, zigzagged, or raised.
Lope Overs: Lope overs should be no more than three (3) logs and no more than 10 inches high. No more than two (2) logs may be used in succession. The spacing between logs should be at least 6 to 7 feet. The formation may be straight, curved, zigzagged, or raised.
- B. **Gate:** Opening, passing through, and closing a hinged swinging gate (no rope gates): Use gate that will not endanger horse or rider and requires minimum side-passing.
- C. **Bridge:** Ride over wooden bridge should be sturdy, safe, and negotiated at a walk only. Heavy plywood lying flat on the ground is an acceptable simulation of bridge. Suggested minimum width shall be 36 inches wide and at least 6 feet long.
- D. **Backing Obstacles:** Backing obstacles are to be spaced at a minimum of 28 inches. If elevated, 30 inch spacing is required. Back through and around at least three markers. Back through L, V, U, or straight or similarly shaped course which may be elevated no more than 24 inches.
- E. **Side-Pass Obstacle:** Any object which is safe and of any length may be used to demonstrate responsiveness of the horse to leg signals. Raised side pass obstacle should not exceed 12 inches.
- F. **Rope Drag:** For Open, Amateur, Limited Open, Limited Amateur, Green Horse Open, and Green Horse Amateur classes only. The drag is not to be used in Novice or Youth classes. Drag may be a complete figure 8 and may begin in either direction. The exhibitor must have the rope dallyed on the saddle horn (half or full dally) for the duration of the drag.

Optional Obstacles and Maneuvers: Optional obstacles may be used provided the obstacles can be found in everyday stock/ranch work.

- A. A jump obstacle whose center height is not less than 14 inches high or more than 25 inches high, and is at least 5 feet from side to side at the approach. Holding the saddle horn is permissible for this obstacle.
- B. Only live or stuffed animals which would normally be encountered in an outdoor setting may be used, but not to be used in an attempt to spook a horse.
- C. Carry object from one part of the arena to another.
- D. Remove and replace materials from a mailbox.
- E. Trot through cones spaced a minimum of 6 feet apart.
- F. Cross natural ditches or ride up embankments.
- G. Swing and/or throw a rope at a dummy steer head.
- H. Step in and out of obstacle.
- I. Put on a slicker or coat.
- J. Stand, mount, and dismount. ASHA recommends providing a mounting block.
- K. Walk through water obstacle.
- L. Open gate on foot.
- M. Pick up feet.
- N. Walk through brush.
- O. Ground tie. Hobbles are allowed.
- P. Lead at the trot.

Prohibited Obstacles: Tarps, water obstacles with slick bottoms, PVC pipe used as a jump or walk over, tires, rocking or moving bridges, painted logs or poles, logs elevated in a manner that permits such to roll in a dangerous manner, any type of pinwheel regardless of spacing or gait.

17. Scoring Stock Horse Trail:

- A. Part of the evaluation of this class is on smoothness of transitions. There is no advantage to making these transitions with cues that are imperceptible to a judge. Judges expect to see horses that have been trained to respond to cues. To see these cues applied discretely and the horse responding correctly could be a credit earning situation.
- B. All transitions should be smooth without unnecessary resistance from the horse. Please note that the rules allow for a horse to be taken back (collected).
- C. Each gait, including transitions will be scored.
- D. All runs begin upon entering the arena and any infractions are subject to penalty at that time.
- E. The rider has the choice in the extended trot to post, sit, or stand in the stirrups. Holding the saddle horn is permissible at the extended trot only. Preference should not be given by the judge for any method of showing, as emphasis should be on the performance of the horse

and how effective the horse is at actually extending the trot and the mannerisms and responsiveness to the rider.

Credited Earning:

- + Horses negotiating the obstacles with style, correctly, efficiently, and some degree of speed, providing correctness is not sacrificed.
- + The horse should receive credit for showing attentiveness to obstacles, capability of picking their own way through the course when the obstacles warrant it, and willingly responding to the rider's cues on more difficult obstacles.
- + Quality of movement and cadence should be part of the maneuver score for the obstacle.

Minor Deductions (Less than 2 Points):

- Artificial appearance and/or unnecessary delay while approaching or going through obstacles.
- Over-bridled and/or out of frame (per maneuver).
- Each tick, hit, bite, or stepping on a log, cone, plant, or any component of the obstacle.
- Break of gait at walk or jog.
- Skipping over or failing to step into a required space.
- Split pole in lope-over.
- Steps on mount/dismount or ground tie, except when shifting to balance.

Major Deductions (More than 2 Points):

- Wrong lead or breaking gait at the lope.
- Excessive draped reins.
- Letting go of the gate or dropping the rope/item that is part of an obstacle.
- Knocking down, knocking over, or severely disturbing an obstacle.
- Steps on mount/dismount or ground tie, except when shifting to balance.
- Stepping outside the confines of: falling off or out of an obstacle such as a back through, bridge, side pass, box, or water box.
- Refusals, balk or attempting to evade an obstacle by shying or backing.
- Blatant disobedience (kicking out, bucking, rearing or striking).
- Failure to ever demonstrate correct lead or gait, if designated.
- Failure to complete obstacle.

I. Points and Deductions:

1. **ASHA 1-10 Scoring System:** The following scoring will be applied to each maneuver - penalties are considered and deducted by the judge during the performance of the maneuver (1-10), and the resulting score is recorded in the maneuver box. These scores will be added together to determine the total score.

The scoring guide for each maneuver, including transitions, is as follows:

1-4 Points: Major faults, such as wrong lead, break of gait, lack of control, disturbing obstacles, disobedience, and refusal.

5-7 Points: Average quality of movement of gates, transitions, and obstacles with minor or no faults.

8-10 Points: High quality mover that is functionally correct in gaits, transitions, and obstacles. Well-mannered and responsive.

Off-Pattern (OP): An off pattern will be noted as "OP" in the box below the applicable maneuver. An OP notation does not affect class placings. Example: Failure to attempt the log drag or doing the pattern out of order.

Disqualified (DQ): No horse shall be disqualified and receive a total score of zero (0) except for 1) Lameness, 2) Illegal Equipment, 3) Inhumane treatment or Misconduct From the Rider, and 4) Improper Western Attire.

Fallen Horse: Horse/rider team will be given credit for what they have accomplished prior to the point of fall or equipment failure.

Maneuver Score: Scores for each maneuver are scored 0-10. All maneuvers of a class that are attempted should receive at least a score of one (1). If a rider leaves out part of a class or chooses to not attempt a maneuver, a score of zero (0) should be noted for the maneuver. Example 1: A horse that makes no attempt at the bridge and walks by, the maneuver should be given a score of zero (0). This does not disqualify the run with a total score of zero (0). A horse receiving a maneuver score zero (0) is still eligible to place where their total puts them. .

Use of Two Hands: On a curb bit or using more than one finger between split reins or any finger between romal reins, will result in a two point run content deduction each time there is a violation. Continuous use of two hands on the reins with a curb bit is a major fault and should be reflected in the maneuver score.

2. **AQHA Versatility Ranch Horse (VRH) Standard 70 Scoring System:**

For each class, horses will be scored from 0 to 100, with 70 denoting an average performance. Maneuver scores should be added and subtracted from the 70 and are to be determined and assessed independently of any penalty points which may accrue.

Each maneuver will receive a score ranging from: (Specific deductions are listed with each class)

- + 1.5 **Excellent**
- + 1 **Very Good**
- + .5 **Good**
- 0 **Correct**
- .5 **Poor**
- 1.0 **Very Poor**
- 1.5 **Extremely Poor**

Off-Pattern (OP): In the case of a horse/rider team being off-pattern (OP), including repeated blatant disobedience, breaking pattern, incomplete maneuver, eliminating or adding maneuvers, use of two (2) hands, more than one finger between split reins or any fingers between romal reins (except in the two-rein) the horse/rider team cannot place above other horse/rider teams who have completed the

pattern correctly.

Disqualification (DQ): Lameness, abuse, leaving the arena before pattern is complete, illegal equipment or attire, fall of horse/rider, out of control, dangerous, excessive schooling, and/or abuse, disrespect, or misconduct.

Ideal VRH Ranch Riding Horse: Should have a natural ranch horse appearance from head to tail in each maneuver. Appearance will also be evaluated ranging from +1.5 to -1.5.

EV-250 STOCK HORSE REINING

The American Stock Horse Association offers seven (7) stock horse reining patterns. This class measures the ability of the stock/ranch horse to perform many basic handling maneuvers with a natural head carriage in a forward looking manner. The horse should reflect the versatility, attitude, and movement of a working stock/ranch horse riding outside the confines of an arena.

1. The horse should be well-broke/trained, relaxed, quiet, soft and cadenced at all gaits. While soft in the bridle the horse should yield to contact.
2. The horse can be ridden with light contact or on a relatively loose rein without requiring undue restraint, but not shown with excessive draped reins.
3. The overall manners and responsiveness of the stock/ranch reining horse is to make timely transitions in a smooth and correct manner, as well as the quality of the movement are of primary considerations.
4. ASHA recommends posting the reining pattern(s) prior to the event and having printed handouts for exhibitors at the show.
5. Show management should set middle and end markers in the arena.

6. Maneuvers:

Stops: Are the act of slowing the horse from a lope to a stop position by bringing the hind legs under the horse in a locked position, sliding on the hind feet. The horse should enter the stop position by bending the back, bringing the hind legs further under the body, while maintaining forward motion and ground contact and cadence with front legs. Throughout the stop, the horse should continue in a straight line while maintaining ground contact with the hind feet.

Spins: Are a series of 360-degree turns, executed over a stationary (inside) hind leg. Propulsion for the spin is supplied by the outside rear leg and front legs, and contact should be made with the ground and a front leg. The location of hind-quarters should be fixed at the start of the spin and maintained throughout the spins.

Rollbacks: Are the 180 degree reversal of forward motion completed by running to a stop, rolling (turning) the shoulders back to the opposite direction over the hocks and departing in a lope, as one continuous motion. There should be no hesitation; however, a slight pause to regain footing or balance should not be deemed hesitation. The horse should not step ahead or backup prior to rolling back.

Circles: Are maneuvers at the lope, or designated size and speed, which demonstrate control, willingness to guide and degree of difficulty in speed and speed changes. Circles must at all times be run in the geographical area of the arena specified in the pattern description and must have a common center point. There must be a clearly defined difference in the speed and size of a small, slow circle and a large, fast circle and the speeds to the left and right should be consistent.

Backups: Is a maneuver requiring the horse to be moved in a reverse motion in a straight line, a required distance, at least 10 feet.

Hesitate: Is the act of demonstrating the horse's ability to stand in a relaxed manner at a designated time in a pattern. In a hesitation, the horse is required to remain motionless and relaxed. Reining patterns require a hesitation at the beginning and end of the pattern to demonstrate to the judge(s) the completion of the pattern.

Lead Changes: Are the act of changing the leading legs of the front and rear pairs of legs, at a lope, when changing the direction traveled. The lead change must be executed at a lope with no change of gait or speed and be performed in the exact geographical position in the arena specified in the pattern description. The change of front and rear leads must take place within the same stride to avoid deductions.

Run Downs and Around the Ends: Are runs through the middle of the arena, and runs along the side and ends of the arena. Run downs and around the ends should demonstrate control and gradual increase in speed to the stop.

7. Scoring Stock Horse Reining

- A. Part of the evaluation of this class is on smoothness of transitions and maneuvers. There is no advantage to making these transitions with cues that are imperceptible to a judge. Judges expect to see horses that have been trained to respond to cues. To see these cues applied discretely and the horse responding correctly could be a credit earning situation.
- B. All maneuvers should be smooth without unnecessary resistance from the horse. Please note that the rules allow for a horse to be taken back (collected).
- C. All deviations from the exact written pattern must be considered a lack of or temporary loss of control and therefore a fault that must be marked down according to severity of deviation.
- D. To rein a horse is not only to guide him but also to control his movement. The best reined horse should be willingly guided or controlled with little or no apparent resistance.
- E. The horse/rider team's overall performance should be credited for smoothness, finesse, attitude, quickness, and authority of performing various maneuvers while using controlled speed which raises the degree of difficulty and make the horse/rider team more exciting and pleasing to watch.
- F. All runs begin upon entering the arena and any infractions are subject to penalty at that time.

Credited Earning:

- + Overall smoothness of pattern
- + Degree of difficulty exhibited by stops, spins and rollbacks, and speed in circles and run downs.
- + Horse should guide willingly without undue resistance.
- + Lack of set-ups or anticipations in the execution of any of the maneuvers.
- + Exhibiting finesse, attitude, quickness, authority and controlled speed while completing a correct maneuver.

One Half Points (1/2) Penalties:

- Starting a circle or exiting a roll-back at a trot for up to two (2) strides.
- Delayed change of lead by one stride where the lead change is required by the pattern description.
- Failure to remain a minimum of twenty feet from the wall or fence when approaching a stop and/or roll-back.
- Over-spin or under-spin up to 1/8 turn.

One (1) Point Penalties:

- Over-bridled and/or out of frame (per maneuver),
- Out of lead in the circles, figure eights, or around the end of the arena (this penalty is cumulative and will be deducted for each quarter of a circle the horse is out of lead.
- Over or under spinning 1/8 to 1/4 turn.
- Slipping rein or pulling slack with the off hand if horse is not standing still or hesitating.

Two (2) Point Penalties:

- Break of gait.
- Freeze up in spins or roll-backs. A freeze up is any time the lateral movement of horse's shoulders is completely stopped and has to be restarted to complete the maneuver.
- Failure to stop or walk before executing a lope departure on trot-in patterns.
- Failure to be in a lope prior to the first marker on run-in patterns.
- Failure to completely pass the specified marker before initiating a stop.
- Trotting beyond two strides, but less than 1/2 circle or 1/2 length of the arena.
- Failure to hesitate to demonstrate completion of pattern.
- The free hand may be used to straighten excess rein at any place a horse is allowed to be completely stopped during a pattern.
- Over or under spinning of more than 1/4 turn.
- Jogging more than two strides to start circles or exit rollbacks.
- For one stride delayed lead change.

Five (5) Point Penalties:

- Spurring in front of cinch.
- Blatant disobedience - including kicking, bucking or rearing.
- Use of either hand to instill fear.

Points and Deductions:

1. ASHA 1-10 Scoring System: The following scoring will be applied to each maneuver - penalties are considered and deducted by the judge during the performance of the maneuver (1-10), and the resulting score is recorded in the maneuver box. These scores will be added together to determine the total score.

The scoring guide for each maneuver, including transitions, is as follows:

1-4 Points: Major faults, such as wrong lead, broken gait, lack of control, refusal, and inclusion or omitting maneuvers.

5-7 Points: Average quality of movement of gaits and maneuvers with minor or no faults.

8-10 Points: High quality mover that is functionally correct in gaits and maneuvers. Well-mannered and responsive.

Off-Pattern (OP): An off pattern will be noted as "OP" in the box below the applicable maneuver. An OP notation does not affect class placings. Example: Doing the pattern out of order.

Disqualified (DQ): No horse shall be disqualified and receive a total score of zero (0) except for 1) Lameness, 2) Illegal Equipment, 3) Inhumane treatment or Misconduct From the Rider, and 4) Improper Western Attire.

Fallen Horse: Horse/rider team will be given credit for what they have accomplished prior to the point of fall or equipment failure.

Maneuver Score: Scores for each maneuver are scored 0-10. All maneuvers of a class that are attempted should receive at least a score of one (1). If a rider leaves out part of a class or chooses to not attempt a maneuver, a score of zero (0) should be noted for the maneuver. Example 1: If no attempt is made to spin the horse to the right, the maneuver should be given a score of zero (0). This does not disqualify the run with a total score of zero (0). Example 2: A horse loping in the wrong lead for a complete maneuver does not constitute a zero (0) maneuver score. A horse receiving a maneuver score zero (0) is still eligible to place where their total puts them. .

Use of Two Hands: On a curb bit or using more than one finger between split reins or any finger between romal reins, will result in a two point run content deduction each time there is a violation. Continuous use of two hands on the reins with a curb bit is a major fault and should be reflected in the maneuver score.

2. AQHA Versatility Ranch Horse (VRH) Standard 70 Scoring System:

For each class, horses will be scored from 0 to 100, with 70 denoting an average performance. Maneuver scores should be added and subtracted from the 70 and are to be determined and assessed independently of any penalty points which may accrue.

Each maneuver will receive a score ranging from: (Specific deductions are listed with each class)

- + 1.5 Excellent
- + 1 Very Good
- + .5 Good
- 0 Correct
- .5 Poor
- 1.0 Very Poor

-1.5 Extremely Poor

Off-Pattern (OP): In the case of a horse/rider team being off-pattern (OP), including repeated blatant disobedience, breaking pattern, incomplete maneuver, eliminating or adding maneuvers, use of two (2) hands, more than one finger between split reins or any fingers between romal reins (except in the two-rein) the horse/rider team cannot place above other horse/rider teams who have completed the pattern correctly.

Disqualification (DQ): Lameness, abuse, leaving the arena before pattern is complete, illegal equipment or attire, fall of horse/rider, out of control, dangerous, excessive schooling, and/or abuse, disrespect, or misconduct.

Ideal VRH Ranch Riding Horse: Should have a natural ranch horse appearance from head to tail in each maneuver. Appearance will also be evaluated ranging from +1.5 to -1.5.

EV-260 STOCK HORSE COW WORK

The American Stock Horse Association offers three (3) cow work levels. The ideal stock/ranch horse must also be a cow horse and this class demonstrates and measures the horse's ability to do cow work. The horse should reflect the versatility, attitude, and movement of a working stock/ranch horse riding outside the confines of an arena.

1. The horse should be well-broke/trained, relaxed, quiet, soft and cadenced at all gaits. While soft in the bridle the horse should yield to contact.
2. The horse can be ridden with light contact or on a relatively loose rein without requiring undue restraint, but not shown with excessive draped reins.
3. The overall manners and responsiveness of the cow horse is to make transitions and maneuvers smooth and correct, as well as the quality of the movement are of primary considerations.
4. ASHA recommends posting the cow horse class description(s) prior to the event and having printed handouts for exhibitors at the show.
5. Show management should set middle and end markers in the arena.
6. Holding the saddle horn is permitted in this class.
7. There is a time limit per horse/rider team to perform the work depending on the division. Time begins when the cow enters into the arena. Timing will be done by the announcer. At the end of the time limit the announcer will call "time".
8. If the time has not elapsed and judge is satisfied that all requirements of the class have been met, the judge should blow the whistle once for the rider to quit work. The judge may blow a whistle at any time for the contestant to cease work for safety reasons.
9. Judges will give credit for what they have seen.
10. Only the judge may award a new cow to a rider to replace a cow that will not honor a horse. If the judge awards a new cow, the exhibitor has the option to refuse the new cow by continuing to work. If the exhibitor accepts the new cow, the time for working the cow will start over. If the exhibitor intends to accept the new cow, the exhibitor must pull up immediately. When multiple judges are scoring, any one of the judges may terminate the work or signal for a new cow.
11. Whistling twice notifies the rider, announcer, and cow help to replace a cow. One whistle signifies the run is over.
12. All runs begin upon entering the arena and any infractions are subject to penalty at that time.
13. Contestants must continue working until time is called or whistle is blown to avoid a run content deduction.

14. Three (3) Levels of Cow Work Classes:

- A. OPEN, AMATEUR AND YOUTH DIVISIONS:** There is a 3-minute time limit per horse. When there is 1-minute left on the time, the announcer will announce, "one minute remaining". At 3-minutes, the announcer will call "time". It is not required to use the whole 3-minutes.

These classes consist of three (3) parts:

Part 1 - Boxing the Cow: The rider shall enter the arena facing the cattle entry gate and signal for their cow to be turned into the arena. The cow shall be controlled on the entry end of the arena for a sufficient amount of time to demonstrate the horse's ability to "hold" the cow. If the cow does not immediately challenge the horse, the rider shall aggressively move in on the cow to demonstrate his/her horse's ability to drive and block the cow on the entry fence.

Part 2 - Fence Work: After the cow has been controlled on the entry end of the arena, the rider shall set the cow up and drive it down either side of the arena. The rider should deliberately release the cow and drive it down the wall to turn the cow on the fence at least once each direction. To qualify as a turn, the first run down turn must be past the half-way mark of the arena. All turns down the fence should be completed before reaching the end fence.

Part 3 - Optional Roping or Circling: For the third part of this class the rider has the option to 1) rope and stop the cow or 2) take the cow to the middle of the arena and circle it at least once each direction. A rider may circle or rope the cow, but cannot combine the two to gain credit for this portion of the class.

Roping: The rider must be carrying a rope when entering the arena. The rider may pull up after the fence work, take down the rope, and proceed to rope and stop the cow. The rider may only throw two loops/throws. The rider has the choice to 1) dally or 2) tie-on hard and fast. The horse will be judged on two (2) maneuvers: 1) tracking/rating and 2) stopping the cow. It is not necessary that the exhibitor catch to receive a score in the roping portion. The catch is legal as long as the cow looks through the loop and the rope pulls tight on any part of the animal's body, except the tail. If the exhibitor does not catch, the horse will be given credit for tracking and rating, and will be assessed the appropriate penalty, and should not be scored higher than a horse that has also demonstrated the ability to stop and hold the cow. Note: In the open division if the rider runs out of time, there will be no credit for the stop/hold maneuver and a 5 point penalty for failure to catch. Riders may still earn credit for tracking/rating, control/position, and speed/degree of difficulty.

Circling: The exhibitor will maneuver the cow smoothly at least 360 degrees in each direction without interference from the fence. The circle's size, symmetry, speed, and relative balance from right and left show control. Tightening the circles down with fast head-to-head speed will be a credit situation. The circles should be completed before the cow is exhausted. Once an exhibitor has committed to circling a cow, if the cow falls, no new cow will be awarded. The exhibitor will complete the run by riding around the fallen cow to fulfill circling requirements.

SCORING:

Credited Earning - Part 1 - Boxing:

- + Horse's expression and its cow sense or willingness. (Example: Making moves with little rider assistance)
- + Holding, controlling, and turning the cow.
- + The amount of work done.
- + The degree of difficulty of the work done.
- + Horse forces cow to turn.
- + Staying engaged with the cow.

Credited Earning - Part 2 - Fence Work:

- + For making the first run past the center of the arena.
- + Making turns right on the cow.
- + Controlling a difficult cow.

Credited Earning - Part 3 - Roping:

- + For rating and following cow to allow rider the optimal roping position.
- + Stopping hard.
- + Staying in the ground during the hold.

Credited Earning - Part 3 - Circling:

- + When the horse works willingly.
- + When the horse acknowledges the cow.
- + When horse gets close enough to the cow to control the circles.

Deductions: For each occurrence and deducted.

One (1) Point Penalties:

- Over-bridled and/or out of frame (per maneuver),
- Loss of working advantage. Example: Lack of horse's ability.
- Using the corner or the end of the arena to turn the cow when going down the fence.
- Changing sides of arena to turn cow.
- For each horse length that the horse is behind and/or runs past the cow.
- Working out of position. Example: Lack of control in circles due to distance from the cow.
- Failure to drive cow past middle marker on first turn.
- Two-loop catch for amateur and youth divisions.
- Poor stop.
- Working out of Position: Missing or lack of engagement with the cow. Not tracking, rating, and catching up to the cow.
- Horse having to be handled excessively.
- Letting cow escape to start rundown, instead of being held, released and driven down the fence.
- Using side fences to turn cow while boxing.

Two (2) Point Penalties:

- Going around the corner of the arena before turning the cow.
- When working in the open field (at least 20 feet from the side of the arena) and the cow gets within 3 feet of the end fence before turning.
- An illegal catch (loop fails to pass over head or pulls tight on tail only) or failure to catch in the amateur and youth divisions.

Three (3) Point Penalties:

- Exhausting or overworking the cow before circling or roping.
- Hanging up on the fence (refusing to turn).
- Knocking down the cow without having a working advantage.
- Two-loop catch for open division.
- Dangerous position.

Five (5) Point Penalties:

- Failure to turn the cow both directions on the fence.
- Spurring in front of the cinch.
- Blatant disobedience - throwing head, stiffness, kicking, biting, rearing, striking, bucking, or obvious insubordinate.
- Use of either hand to instill fear.
- An illegal catch (loop fails to pass over head or pulls tight on tail only) or failure to catch in the open division.

Off Pattern (OP):

- Turning Tail.
- Failure to attempt any part of the class. (This includes no attempt at roping in the open division).
- Repeated blatant disobedience - throwing head, stiffness, kicking, biting, rearing, striking, bucking, or obvious insubordinate.
- Schooling after entering the arena prior to calling for cow and/or schooling horse between cows if new cow is awarded.
- Complete loss of rope.
- Going to two hands after pulling rope out if not showing in a snaffle bit or hackamore.
- More than one finger between split reins or any fingers between romal reins (except in the two-rein).

Disqualifications (DQ):

- Bringing the cow straight over backwards landing on its back or head with all four feet in the air.
- Lameness, abuse, disrespect, or misconduct.
- Illegal equipment or attire.
- Leaving arena before run is complete.
- Rider out of control, dangerous, or excessive schooling.

B. LIMITED OPEN, AMATEUR, YOUTH, AND GREEN HORSE DIVISIONS - Box, Drive, Box, and Drive: Limited and green horse cow horse exhibitors are given one (1) minute and forty-five seconds to complete the work. When there is thirty (30) seconds left, the announcer will announce "30 seconds remaining", and then call "time" when the time has expired. Exhibitors are not required to use all the allotted time but must ride until the judge whistles the end of the run or time expires, whichever occurs first. There is no expectation that the exhibitor will make a fence turn, instead the drive down the fence demonstrates correct position and control around the corner.

These classes consists of four (4) parts:

Part 1 - Boxing the Cow: The rider shall enter the arena facing the cattle entry gate and signal for their cow to be turned into the arena. The cow shall be controlled on the entry end of the arena for a sufficient amount of time to demonstrate the horse's ability to "hold" the cow. If the cow does not immediately challenge the horse, the rider shall aggressively move in on the cow to demonstrate his/her horse's ability to drive and block the cow on the entry fence.

Part 2 - Set Up and Drive Down the Fence: After the cow has been controlled on the entry end of the arena, the rider shall set the cow up and drive it down either side of the arena. The rider should deliberately release the cow, when coming out of the corner, the horse shall be close enough to the cow to demonstrate control with the cow against the fence. This distance and control should be maintained for approximately 1/2 or 3/4 the length of the arena. The rider will then stop and release the cow, and move the cow toward the center of the arena to set up for boxing.

Part 3 - Boxing the Cow at the Opposite End: The horse/rider will move the cow towards the center of the arena to set up for boxing. It is then that the rider will box the cow for a sufficient time to demonstrate the ability of the horse to contain the cow at that end. If the cow does not immediately challenge the horse, the rider shall aggressively move in on the cow to demonstrate their horse's ability to drive and block the cow on the opposite end fence.

Part 4 - Drive: After a reasonable amount of time, the rider shall set up and drive/rate the cow down the same side of fence that they drove the 1st time (Part 2), and return the cow to the entry/gate end of the arena. When coming out of the corner the horse shall be close enough to the cow to demonstrate control of the cow against the fence. This distance and control should be maintained past the center marker and continue until the judge(s) signifies the completion of the run or time expires. The rider will then release the cow.

SCORING:**Credited Earning:**

- + Horse's expression and its cow sense or willingness. (Example: Making moves with little rider assistance)
- + Holding, controlling, and turning the cow.
- + The amount of work done.
- + The degree of difficulty of the work done.
- + Horse forces cow to turn.
- + Staying engaged with the cow.
- + In the Set up and Drive, the rating of the cow.
- + Blocking the cow with pressure towards the end of the arena.
- + Driving the cow with control down the side of the arena.
- + Controlling a difficult cow.

Deductions: For each occurrence and deducted.

One (1) Point Penalties:

- Over-bridled and/or out of frame (per maneuver),
- Loss of working advantage. Example: Lack of horse's ability.
- Changing sides on the second drive/rate.
- Working out of position on first drive.
- On first drive, failure to drive past the middle marker.

- Working out of Position: Missing or lack of engagement with the cow. Not tracking, rating, and catching up to the cow.
- Horse having to be handled excessively.
- Letting cow escape to start rundown, instead of being held, released and driven down the fence.
- Using side fences to turn cow while boxing.
- Letting cow return to the entry gate.

Three (3) Point Penalties:

- Losing a cow while boxing.
- Knocking down the cow without having a working advantage.
- Dangerous position.
- Performing a fence turn whether initiated by horse or rider.
- Failure to drive cow past middle marker on second drive before time expires.

Five (5) Point Penalties:

- Whipping or spurring the horse excessively.
- Spurring in front of the cinch.
- Blatant disobedience - throwing head, stiffness, kicking, biting, rearing, striking, bucking, or obvious insubordinate.
- Running the cow into the back fence with force.
- Rider not in working position that causes the cow to initiate at least one turn/change of direction on the second boxing phase before completing timeline and ending the work.

Off Pattern (OP):

- Turning Tail.
- Repeated blatant disobedience - throwing head, stiffness, kicking, biting, rearing, striking, bucking, or obvious insubordinate.
- Schooling after entering the arena prior to calling for cow and/or schooling horse between cows if new cow is awarded.
- On first drive down fence, failure to drive cow past middle marker after two (2) attempts.
- Going to two hands after pulling rope out if not showing in a snaffle bit or hackamore.
- More than one finger between split reins or any fingers between romal reins (except in the two-rein).
- Failure to attempt any part of the class.

Disqualifications (DQ):

- Lameness, abuse, disrespect, or misconduct.
- Illegal equipment or attire.
- Leaving arena before run is complete.
- Rider out of control, dangerous, or excessive schooling.

- C. NOVICE AND NOVICE YOUTH DIVISIONS - Boxing Only:** This class has been developed for novice and youth riders as an entry level cow work class. Exhibitors are given fifty (50) seconds to complete the work. At fifty (50) seconds, the announcer will call "time". Exhibitors are required to use all the allotted time and must ride until the judge whistles the end of the run or time expires, whichever occurs first.

These classes consists of one (1) part:

Part 1 - Boxing the Cow: The rider shall enter the arena facing the cattle entry gate and signal for their cow to be turned into the arena. The cow shall be controlled on the entry end of the arena for a sufficient amount of time to demonstrate the horse's ability to "hold" the cow. If the cow does not immediately challenge the horse, the rider shall aggressively move in on the cow to demonstrate his/her horse's ability to drive and block the cow on the entry fence.

SCORING:

Credited Earning:

- + Horse's expression and its cow sense or willingness. (Example: Making moves with little rider assistance)
- + Holding, controlling, and turning the cow.
- + The amount of work done.
- + The degree of difficulty of the work done.
- + Horse forces cow to turn.
- + Staying engaged with the cow.
- + Blocking the cow with pressure towards the end of the arena.
- + Controlling a difficult cow.

Deductions: For each occurrence and deducted.

One (1) Point Penalties:

- Over-bridled and/or out of frame (per maneuver),
- Loss of working advantage. Example: Lack of horse's ability..
- Working out of Position: Missing or lack of engagement with the cow. Not tracking, rating, and catching up to the cow.
- Horse having to be handled excessively.
- Letting cow escape to start rundown, instead of being held.

- Using side fences to turn cow while boxing.

Three (3) Point Penalties:

- Losing a cow while boxing.
- Knocking down the cow without having a working advantage.
- Dangerous position.

Five (5) Point Penalties:

- Whipping or spurring the horse excessively.
- Spurring in front of the cinch.
- Blatant disobedience - throwing head, stiffness, kicking, biting, rearing, striking, bucking, or obvious insubordinate.
- Running the cow into the back fence with force.

Off Pattern (OP):

- Turning Tail.
- Repeated blatant disobedience - throwing head, stiffness, kicking, biting, rearing, striking, bucking, or obvious insubordinate.
- Schooling after entering the arena prior to calling for cow and/or schooling horse between cows if new cow is awarded.
- More than one finger between split reins or any fingers between romal reins (except in the two-rein).
- Failure to attempt any part of the class.

Disqualifications (DQ):

- Lameness, abuse, disrespect, or misconduct.
- Illegal equipment or attire.
- Leaving arena before run is complete.
- Rider out of control, dangerous, or excessive schooling.

D. Points and Deductions:

1. ASHA 1-10 Scoring System: The following scoring will be applied to each maneuver - penalties are considered and deducted by the judge during the performance of the maneuver (1-10), and the resulting score is recorded in the maneuver box. These scores will be added together to determine the total score.

The scoring guide is as follows:

1-4 Points: Major faults, such as blatant disobedience, losing the cow, and dangerous position.

5-7 Points: Average quality of cow work with minor or no faults.

8-10 Points: High quality control and position on the cow, high degree of difficulty, and great cow sense.

Off-Pattern (OP): An off pattern will be noted as "OP" in the box below the applicable maneuver. An OP notation does not affect class placings. Example: Turning tail, schooling, or failure to complete.

Disqualified (DQ): No horse shall be disqualified and receive a total score of zero (0) except for 1) Lameness, 2) Illegal Equipment, 3) Inhumane treatment or Misconduct From the Rider, and 4) Improper Western Attire.

Fallen Horse: Horse/rider team will be given credit for what they have accomplished prior to the point of fall or equipment failure.

Maneuver Score: Scores for each maneuver are scored 0-10. All maneuvers of a class that are attempted should receive at least a score of one (1). If a rider leaves out part of a class or chooses to not attempt a maneuver, a score of zero (0) should be noted for the maneuver. This does not disqualify the run with a total score of zero (0). A horse receiving a maneuver score zero (0) is still eligible to place where their total puts them.

Use of Two Hands: On a curb bit or using more than one finger between split reins or any finger between romal reins, will result in a two point run content deduction each time there is a violation. Continuous use of two hands on the reins with a curb bit is a major fault and should be reflected in the maneuver score.

Open, Amateur, and Youth Points: These classes will have a total of 80 points and will be broken down into eight (8) maneuver scores. In selecting tie-breakers a judge may use 1-8 in any order. Scoring and tie breakers for both circling and roping should be the same ranking. Part 1 - Boxing will have a maximum of 20 points. 1) 1-10 points for control, position, correctness, and initiative and 2) 1-10 points for degree of difficulty and amount of work done. Part 2 - Fence Work will have a maximum of 20 points. 1) 1-10 points for control, position, correctness, and initiative and 2) 1-10 points for degree of difficulty and amount of work done. Part 3 - Roping or Circling will have a maximum of 20 points. 1) 1-10 points for control, position, correctness, and initiative and 2) 1-10 points for degree of difficulty and amount of work done. Part 4 - Overall Run will have a maximum of 20 points. 1) 1-10 points for eye appeal and 2) 1-10 points for courage.

All Limited Open, Amateur, Youth and Green Horse Open and Amateur Points: These classes will have a total of 100 points and will be broken down into ten (10) maneuver scores. In selecting tie-breakers a judge may use 1-10 in any order. Part 1 - Boxing will have a maximum of 20 points. 1) 1-10 points for control, position, correctness, and initiative and 2) 1-10 points for degree of difficulty and amount of work done. Part 2 - Drive will have a maximum of 20 points. 1) 1-10 points for control, position, correctness, and initiative and 2) 1-10 points for degree of difficulty and amount of work done. Part 3 - Boxing will have a maximum of 20 points. 1) 1-10 points for control, position, correctness, and initiative and 2) 1-10 points for degree of difficulty and amount of work done. Part 4 - Drive will have a maximum of 20 points. 1) 1-10 points for control, position, correctness, and initiative and 2) 1-10 points for degree of difficulty and amount of work done. Part 5 - Overall Run will have a maximum of 20 points. 1) 1-10 points for eye appeal and 2) 1-10 points for courage.

Novice and Novice Youth Points: These classes will have a total of 70 points and will be broken down into seven (7) maneuver scores. In selecting tie-breakers a judge may use 1-7 in any order. Part 1 - Approach will have a maximum of 10 points. Part 2 - Position will have a maximum of 10 points. Part 3 - Control Of Cow will have a maximum of 10 points. Part 4 - Degree Of Difficulty will have a maximum of 10 points. Part 5 - Work Done will have a maximum of 10 points. Part 6 - Eye Appeal will have a maximum of 10 points. Part 7 - Courage will have a maximum of 10 points.

2. AQHA Versatility Ranch Horse (VRH) Standard 70 Scoring System:

For each class, horses will be scored from 0 to 100, with 70 denoting an average performance. Maneuver scores should be added and subtracted from the 70 and are to be determined and assessed independently of any penalty points which may accrue. Each maneuver will receive a score ranging from: (Specific deductions are listed with each class)

- + 1.5 **Excellent**
- + 1 **Very Good**
- + .5 **Good**
- 0 **Correct**
- .5 **Poor**
- 1.0 **Very Poor**
- 1.5 **Extremely Poor**

Off-Pattern (OP): In the case of a horse/rider team being off-pattern (OP), including repeated blatant disobedience, breaking pattern, incomplete maneuver, eliminating or adding maneuvers, use of two (2) hands, more than one finger between split reins or any fingers between romal reins (except in the two-rein) the horse/rider team cannot place above other horse/rider teams who have completed the pattern correctly.

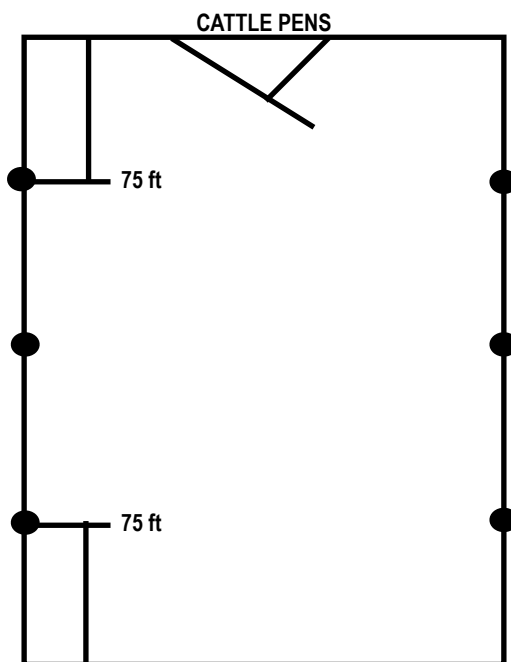
Disqualification (DQ): Lameness, abuse, leaving the arena before pattern is complete, illegal equipment or attire, fall of horse/rider, out of control, dangerous, excessive schooling, and/or abuse, disrespect, or misconduct.

Ideal VRH Ranch Riding Horse: Should have a natural ranch horse appearance from head to tail in each maneuver. Appearance will also be evaluated ranging from +1.5 to -1.5.

E. ASHA ANIMAL WELFARE RULES FOR COW WORK CLASSES

In order to protect riders and livestock from injury, the following rules must be followed:

1. At any time the judge feels that the run is out of control, with benefit of doubt being given to the exhibitor, the judge may whistle the run complete and the run scored to that point.
2. **Boxing** only cow horse classes: In the case of loss of working advantage that causes a cow to travel to the opposite or far end of the arena, an exhibitor must pull up and remove pressure on or before the mid-point marker. Once pressure has been removed the exhibitor may travel to the far end of the arena to return the cow and continue the work.
3. **Box, Drive, Box, and Drive** cow horse classes: In the case of loss of working advantage on either end of the arena that causes a cow to travel to the opposite or far end of the arena, an exhibitor must pull up and remove pressure on or before the 75 foot end marker. Once pressure has been removed the exhibitor may reframe the cow to continue the work.
4. The arena must be measured and clearly marked prior to any cow horse class.



EV-270 STOCK HORSE CUTTING

This class is judged on the ability of the horse to work a cow by separating it from the herd and holding it to demonstrate the horse's ability to work the cow. A single cow is cut from the herd and the horse must demonstrate its ability to work the cow. The horse should reflect the versatility, attitude, and movement of a working stock/ranch horse riding outside the confines of an arena.

1. The horse should be well-broke/trained, relaxed, quiet, soft and cadenced at all gaits. While soft in the bridle the horse should yield to contact.
2. The horse can be ridden with light contact or on a relatively loose rein without requiring undue restraint, but not shown with excessive draped reins.
3. The overall manners and responsiveness of the cow horse is to make timely transitions in a smooth and correct manner, as well as the quality of the movement are of primary considerations.
4. ASHA recommends posting the stock/ranch cutting class description prior to the event and having printed handouts for exhibitors at the show.
5. Show management should establish and mark the line for entering the pen and where the time clock starts. The back fence markers should be set at judges discretion.
6. Holding the saddle horn is permitted in this class.
7. For all divisions there is a two (2) minute time limit per horse/rider team to perform the work. If a visible time clock is not available, the timing will be done by the announcer/time keeper. A warning will be made at "one (1) minute" and then call "time" when the time has expired.
8. Each exhibitor must work two (2) cows and has the option of ending their run before the two (2) minute limit or working the full two (2) minutes.
9. Time will begin when a rider crosses the time line, just prior to entering the herd. Time should not start until the contestant crosses a pre-determined and marked timeline. The riders will then quietly separate his/her cow from the herd.
10. If the time has not elapsed and judge is satisfied that all requirements of the class have been met, the judge should blow the whistle once for the contestant to quit work. The judge may blow a whistle at any time for the contestant to cease work for safety reasons.
11. Judges will give credit for what they have seen and 100% will be judged by the horse's performance and natural ability.
12. All runs begin upon entering the arena and any infractions are subject to penalty at that time.
13. Exhibitors will not be penalized for reining during the cutting portion, but should display natural ability.
14. The objective of this class is to cut two cows from the herd and work the cow(s) with the assistance of two turn-back riders and two herd holders. If an exhibitor is a herd holder or turn back rider, he/she may use the horse that they are competing on, or use a different horse.
15. Ultimate credit will be given to horses demonstrating excellence in the herd work by committing to driving, setting up, and working a cow in the center of the arena with minimal disturbance to the herd.

SCORING:

One (1) Point Penalties:

- Over-bridled and/or out of frame (per maneuver),
- Losing working advantage.
- Toe, foot, or stirrup on the shoulder.
- Working out of position on first drive.
- Working out of Position: Missing or lack of engagement with the cow. Not tracking, rating, and catching up to the cow.

Three (3) Point Penalties:

- Cattle pick up or scattered.
- Spurring on the shoulder.
- Pawing or biting cattle.
- Back fence.
- Hot quit.

Five (5) Point Penalties:

- Horse quitting a cow.
- Losing cow.
- Changing cattle after a specific commitment.
- Failure to separate a single animal after leaving the herd.
- Blatant disobedience.

Off Pattern (OP):

- Turning Tail.
- Failure to cut two (2) cows.
- Repeated blatant disobedience - throwing head, stiffness, kicking, biting, rearing, striking, bucking, or obvious insubordinate.
- Use of two hands if not showing in a snaffle bit or hackamore.
- More than one finger between split reins or any fingers between romal reins (except in the two-rein).

Disqualifications (DQ):

- Lameness, abuse, disrespect, or misconduct.
- Illegal equipment or attire.
- Leaving arena before run is complete.
- Rider out of control, dangerous, or excessive schooling.

- Excessive disturbance of herd to the point that the exhibitor is asked to leave the arena.

Points and Deductions:

1. ASHA 1-10 Scoring System: The following scoring will be applied to each maneuver - penalties are considered and deducted by the judge during the performance of the maneuver (1-10), and the resulting score is recorded in the maneuver box. These scores will be added together to determine the total score.

The scoring guide is as follows:

1-4 Points: Major faults, such as hot quit, blatant disobedience, and losing the cow.

5-7 Points: Average quality of herd work with minor or no faults.

8-10 Points: High quality control and position on the cow, high degree of difficulty, and courage.

Off-Pattern (OP): An off pattern will be noted as "OP" in the box below the applicable maneuver. An OP notation does not affect class placings. Example: Turning tail, repeated blatant disobedience, or failure to cut two cows..

Disqualified (DQ): No horse shall be disqualified and receive a total score of zero (0) except for 1) Lameness, 2) Illegal Equipment, 3) Inhumane treatment or Misconduct From the Rider, and 4) Improper Western Attire.

Fallen Horse: Horse/rider team will be given credit for what they have accomplished prior to the point of fall or equipment failure.

Maneuver Score: Scores for each maneuver are scored 0-10. All maneuvers of a class that are attempted should receive at least a score of one (1). If a rider leaves out part of a class or chooses to not attempt a maneuver, a score of zero (0) should be noted for the maneuver. Example 1: If they fail to get a second turn on the fence the maneuver should be given a score of zero (0). This does not disqualify the run with a total score of zero (0). A horse receiving a maneuver score zero (0) is still eligible to place where their total puts them. .

Use of Two Hands: On a curb bit or using more than one finger between split reins or any finger between romal reins, will result in a two point run content deduction each time there is a violation. Continuous use of two hands on the reins with a curb bit is a major fault and should be reflected in the maneuver score.

All Divisions Points: These classes will have a total of 90 points and will be broken down into nine (9) maneuver scores. In selecting tie-breakers a judge may use 1-9 in any order. Part 1 - Cow 1 Herd work will have a maximum of 10 points. Part 2 - Cow 1 Control of Cow Position will have a maximum of 10 points. Part 3 - Cow 1 Degree of Difficulty will have a maximum of 10 points. Part 4 - Cow 1 Eye Appeal will have a maximum of 10 points. Part 5 - Cow 2 Herd work will have a maximum of 10 points. Part 6 - Cow 2 Control of Cow Position will have a maximum of 10 points. Part 7 - Cow 2 Degree of Difficulty will have a maximum of 10 points. Part 8 - Cow 2 Eye Appeal will have a maximum of 10 points. Part 9 - Overall Courage will have a maximum of 10 points.

2. AQHA Versatility Ranch Horse (VRH) Standard 70 Scoring System:

For each class, horses will be scored from 0 to 100, with 70 denoting an average performance. Maneuver scores should be added and subtracted from the 70 and are to be determined and assessed independently of any penalty points which may accrue.

Each maneuver will receive a score ranging from: (Specific deductions are listed with each class)

+ 1.5 Excellent

+ 1 Very Good

+ .5 Good

0 Correct

- .5 Poor

-1.0 Very Poor

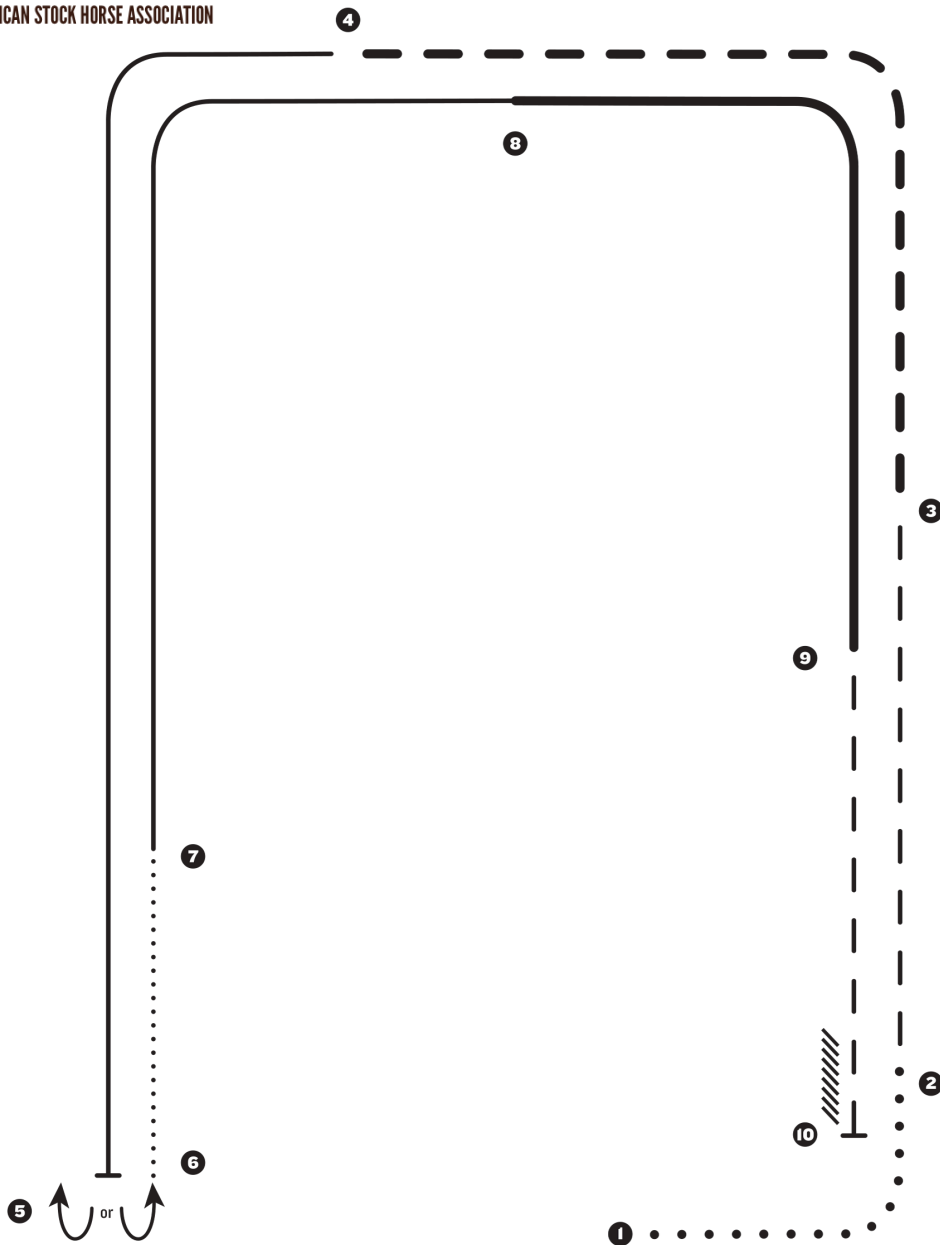
-1.5 Extremely Poor

Off-Pattern (OP): In the case of a horse/rider team being off-pattern (OP), including repeated blatant disobedience, breaking pattern, incomplete maneuver, eliminating or adding maneuvers, use of two (2) hands, more than one finger between split reins or any fingers between romal reins (except in the two-rein) the horse/rider team cannot place above other horse/rider teams who have completed the pattern correctly.

Disqualification (DQ): Lameness, abuse, leaving the arena before pattern is complete, illegal equipment or attire, fall of horse/rider, out of control, dangerous, excessive schooling, and/or abuse, disrespect, or misconduct.

Ideal VRH Ranch Riding Horse: Should have a natural ranch horse appearance from head to tail in each maneuver. Appearance will also be evaluated ranging from +1.5 to -1.5.

**Stock Horse
PLEASURE #1**



Lope Classes

1. Extended Walk
2. Trot
3. Extended Trot
4. Lope
5. Stop and Reverse
6. Walk
7. Lope
8. Extended Lope
9. Trot
10. Stop and Back

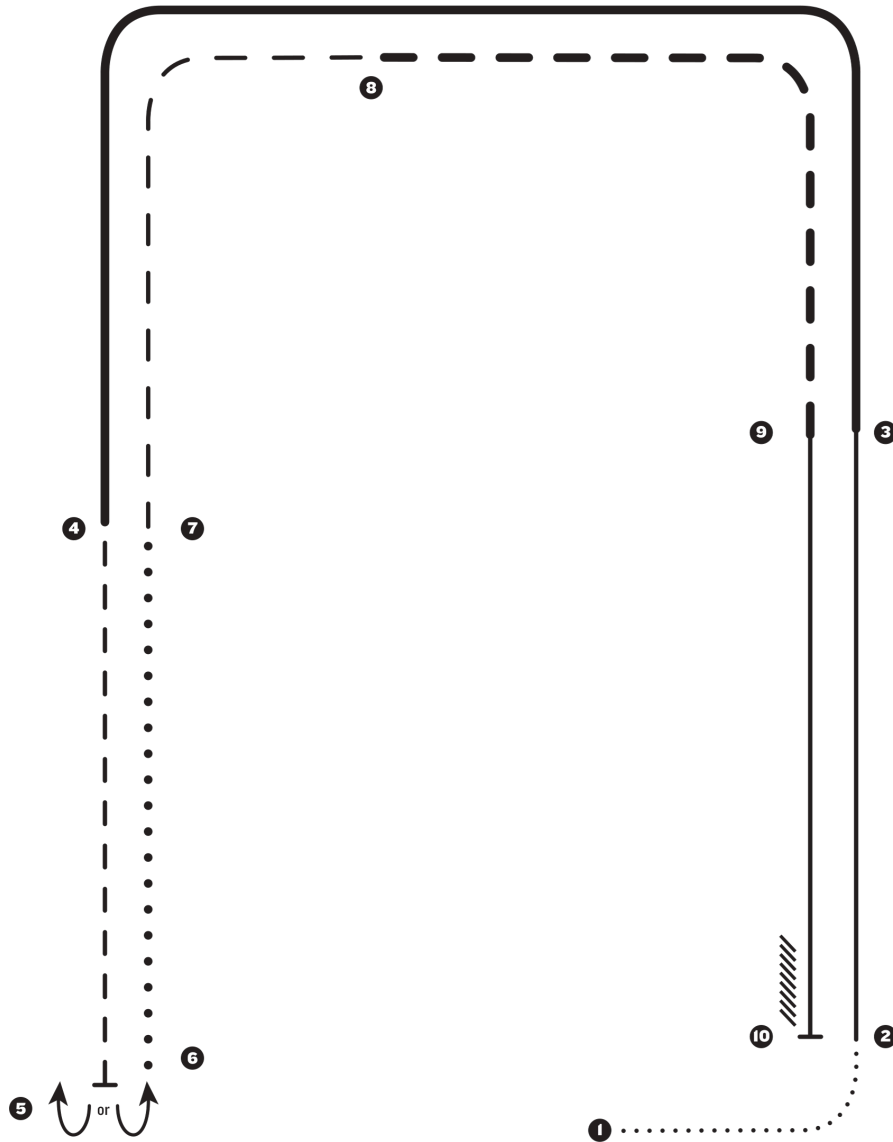
Walk-Trot Classes

1. Walk (1 to 2)
2. Extended Walk (2 to 3)
3. Trot (3 to 4)
4. Extended Trot (4 to 5)
5. Stop and Reverse (5 either direction)
6. Walk (6 to 7)
7. Extended Trot (7 to 8)
8. Trot (8 to 9)
9. Walk (9 to 10)
10. Stop and Back (10)

Patterns may begin in either direction.



Stock Horse PLEASURE #2



Lope Classes

1. Walk.
2. Lope.
3. Extended Lope.
4. Trot
5. Stop and Reverse
6. Extended Walk
7. Trot
8. Extended Trot
9. Lope
10. Stop and Back

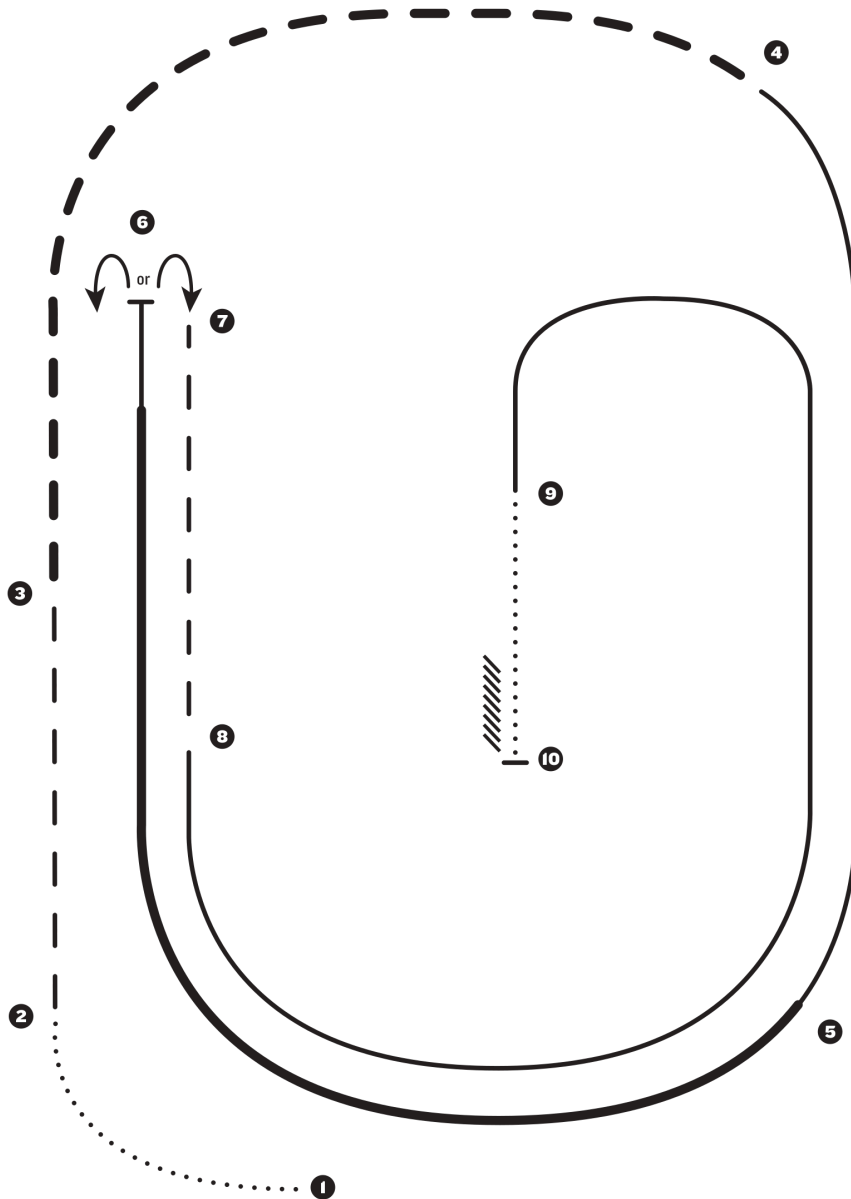
Walk-Trot Classes

1. Walk (1 to 2)
2. Trot (2 to 3)
3. Extended Trot (3 to 4)
4. Trot (4 to 5)
5. Stop and Reverse (5)
6. Extended Walk (6 to 7)
7. Trot (7 to 8)
8. Extended Trot (8 to 9)
9. Trot (9 to 10)
10. Stop and Back (10)

Patterns may begin in either direction.



Stock Horse PLEASURE #3



Lope Classes

1. Walk
2. Trot
3. Extended Trot
4. Lope
5. Extended Lope
6. Stop and Reverse
7. Trot
8. Lope
9. Walk
10. Stop and Back

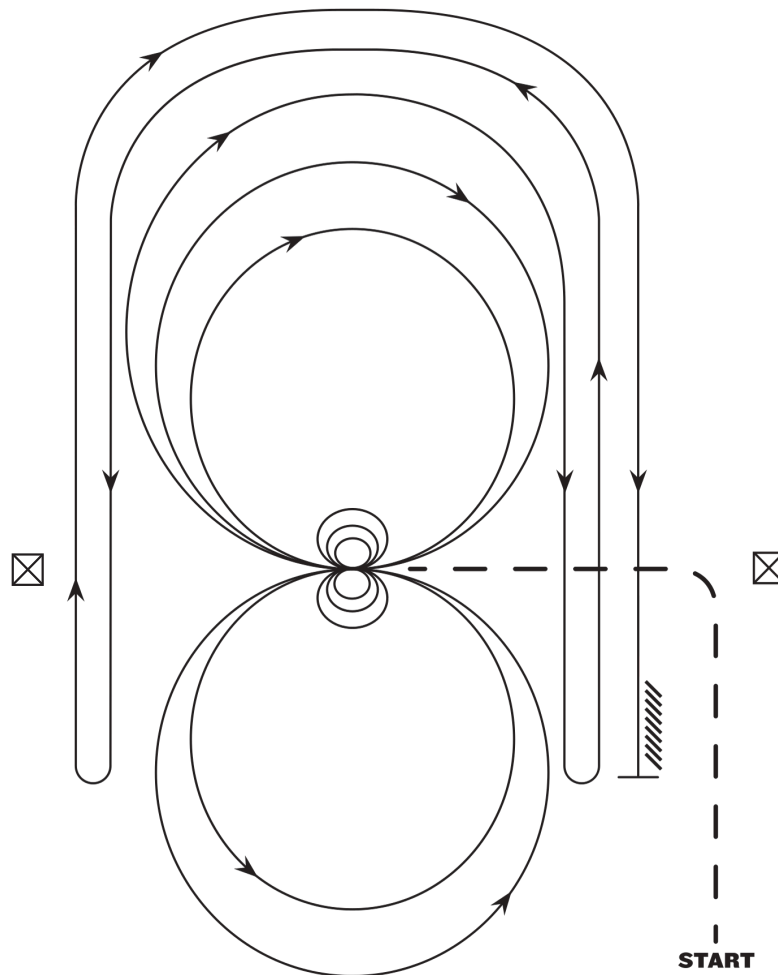
Walk-Trot Classes

1. Walk (1 to 2)
2. Extend Walk (2 to 3)
3. Trot (3 to 4)
4. Extend Trot (4 to 5)
5. Trot (5 to 6)
6. Stop and Reverse (6 - either direction)
7. Trot (7 to 8)
8. Extend Trot (8 to 9)
9. Walk (9 to 10)
10. Stop and Back (10)

Patterns may begin in either direction.



Stock Horse REINING #1

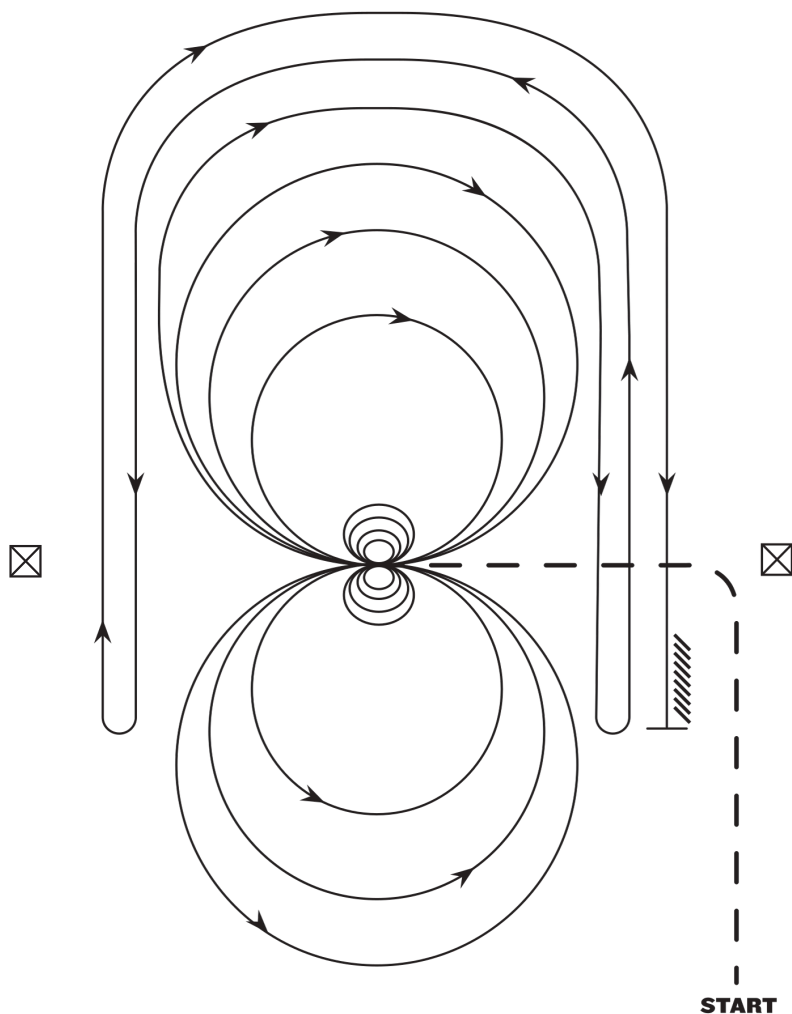


Ride pattern as follows: Trot to center of arena and stop.

1. Complete 3 spins in one direction. Hesitate.
2. Complete 3 spins in the opposite direction. Hesitate.
3. Beginning on right lead, complete two large fast circles to the right. Change leads at center of arena.
4. Complete two large fast circles to the left. Change leads at center of arena.
5. Begin a large circle to the right but do not close this circle. Run down the right side of the arena past the center marker and do a left roll back at least 20 feet from the wall or fence, no hesitation.
6. Continue back around the previous circle but do not close this circle. Run down the left side of the arena past the center marker and do a right roll back at least 20 feet from the wall or fence, no hesitation.
7. Continue back around previous circle, but do not close this circle. Run down the right side of the arena past the center marker and do a sliding stop at least 20 feet from the wall or fence. Back up at least 10 feet. Hesitate to show completion of pattern.



Stock Horse REINING #2

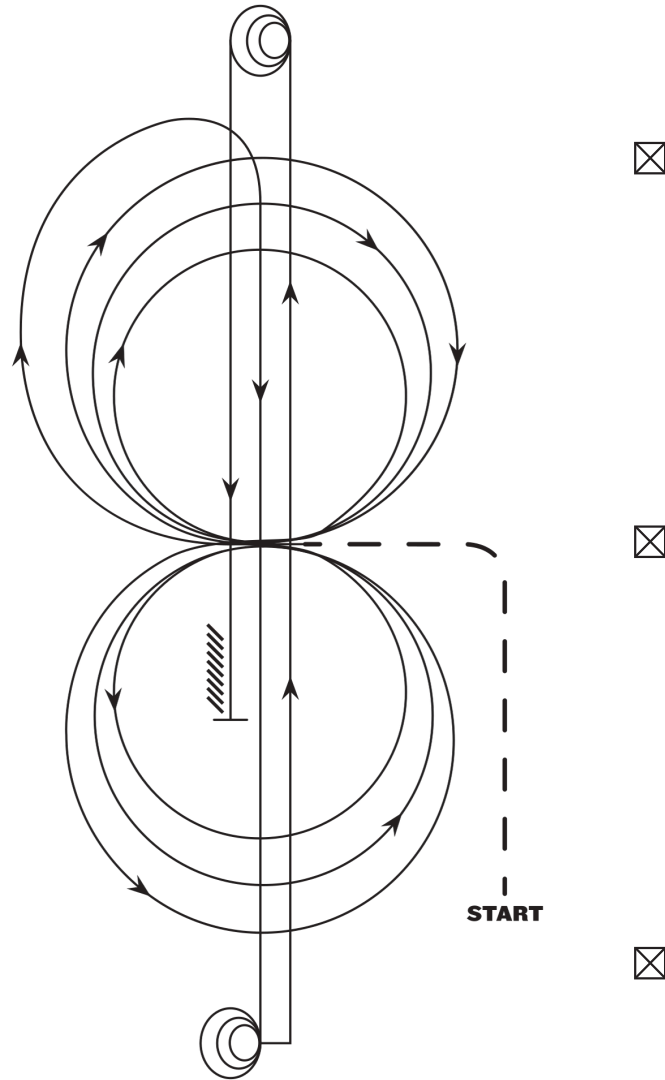


Ride pattern as follows: Trot to center of arena and stop or walk before departure.

1. Beginning on right lead, complete two circles to the right - the first one large and fast; the second one small and slow. Stop at center.
2. Complete 4 spins to the right. Hesitate.
3. Beginning on left lead, complete two circles to the left - the first one large and fast; the second one small and slow. Stop at center.
4. Complete 4 spins to the left. Hesitate.
5. Beginning on the right lead, complete a large fast circle to the right and change leads at center of arena. Complete a large fast circle to the left and change leads at center of arena.
6. Begin a large fast circle to the right, but do not close this circle. Run down the right side of the arena, past the center marker, stop, and do a left roll back at least 20 feet from the wall or fence.
7. Continue back around the previous circle, but do not close this circle. Run down the left side of the arena, past the center marker, stop, and do a right roll back at least 20 feet from the wall or fence.
8. Continue back around previous circle, but do not close this circle. Run down right side of the arena, past the center marker, and do a sliding stop at least 20 feet from the wall or fence. Back up at least 10 feet. Hesitate to show completion of pattern.



Stock Horse REINING #3



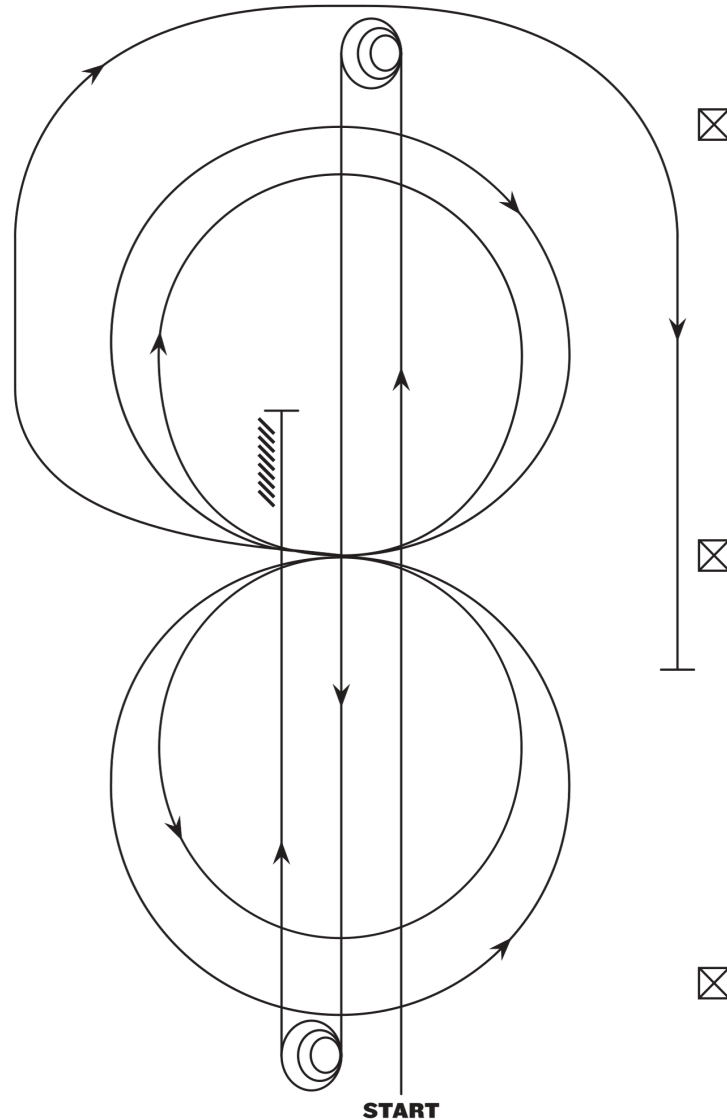
Ride pattern as follows: Trot to center of arena and stop or walk before departure.

Start pattern facing toward judge.

1. Beginning on right lead, complete three circles to the right - the first two large and fast; the third one small and slow. Change leads at center of arena.
2. Complete three circles to the left - the first two large and fast; the third one small and slow. Change leads at center of arena
3. Begin a large circle to the right, but do not close this circle. Run down center of arena, past the end marker, and do a sliding stop.
4. Complete 3 1/2 spins to the right.
5. Run up center of arena to the opposite end, past the end marker, do a sliding stop.
6. Complete 3 1/2 spins to the left.
7. Run back to the middle of the arena, past the center marker, and do a sliding stop. Back up at least 10 feet. Hesitate to show completion of pattern.



Stock Horse REINING #4

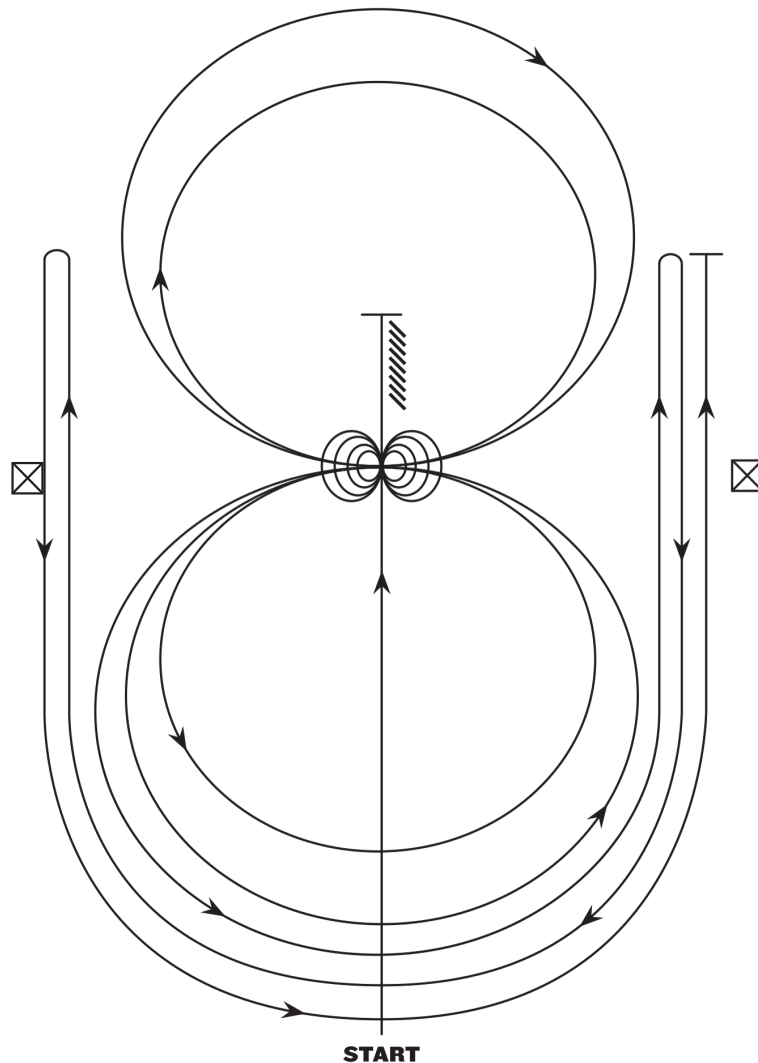


Ride pattern as follows:

1. Run up center of arena past the end marker and do a sliding stop
2. Complete 3 1/2 spins to the left.
3. Run down to opposite end of arena, past the end marker and do a sliding stop.
4. Complete 3 1/2 spins to the right.
5. Run past the center marker and do a sliding stop. Back at least 10 feet. Complete 1/4 turn to the left; hesitate.
6. Beginning on right lead, complete two circles to the right - the first one small and slow, the second one large and fast. Change leads at center of arena.
7. Complete two circles to the left - the first one small and slow, the second one large and fast. Change leads at center of arena.
8. Begin a large circle to the right but do not close this circle. Run down the right side of the arena, past the center marker and do a sliding stop at least 20 feet from the fence. Hesitate to show completion of pattern.

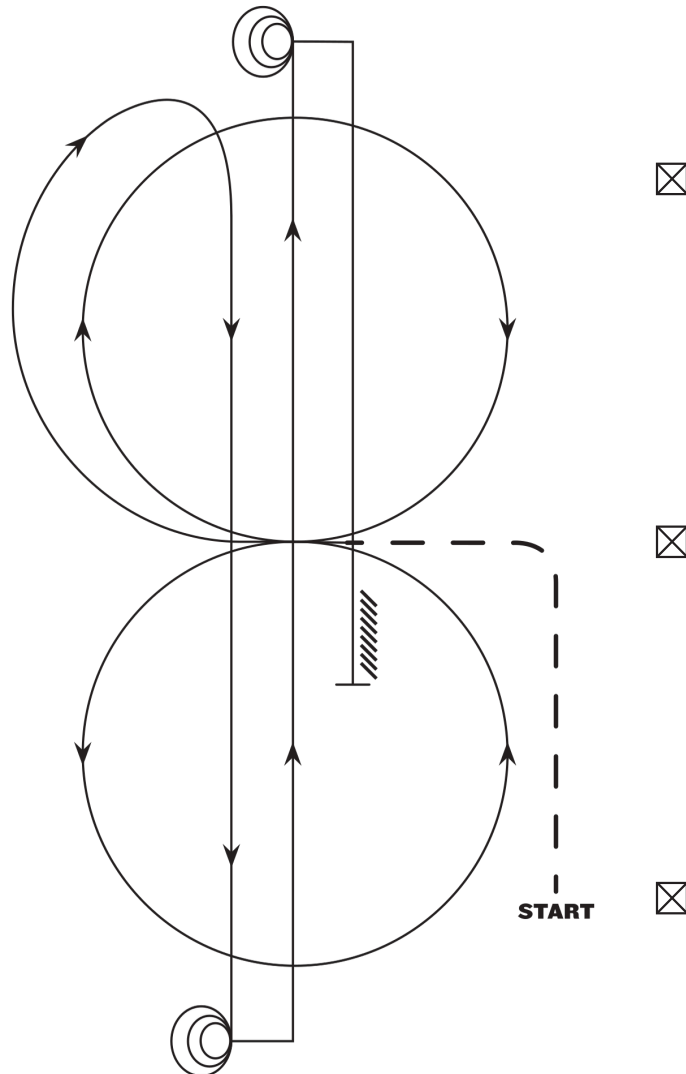


Stock Horse REINING #5



Ride pattern as follows:

1. Run past the center marker and do a sliding stop. Back to center of arena or at least 10 feet. Hesitate.
2. Complete four right spins. Hesitate.
3. Complete four and one-quarter left spins. Hesitate. Horse to be facing left fence.
4. Beginning on left lead, complete two circles to the left - the first one small and slow, the second one large and fast. Change leads at center of arena.
5. Complete two circles to the right - the first one small and slow, the second one large and fast. Change leads at center of arena.
6. Begin a large circle to the left, but do not close this circle. Run up the right side of the arena, past the center marker, and do a right rollback at least 20 feet from the wall or fence.
7. Continue back around the previous circle, but do not close circle. Run up the left side of the arena, past the center marker, and do a left rollback at least 20 feet from the wall or fence.
8. Continue back around previous circle, but do not close this circle. Run up the right side of the arena, past the center marker, and do a sliding stop at least 20 feet from the wall or fence. Hesitate to show completion of pattern.



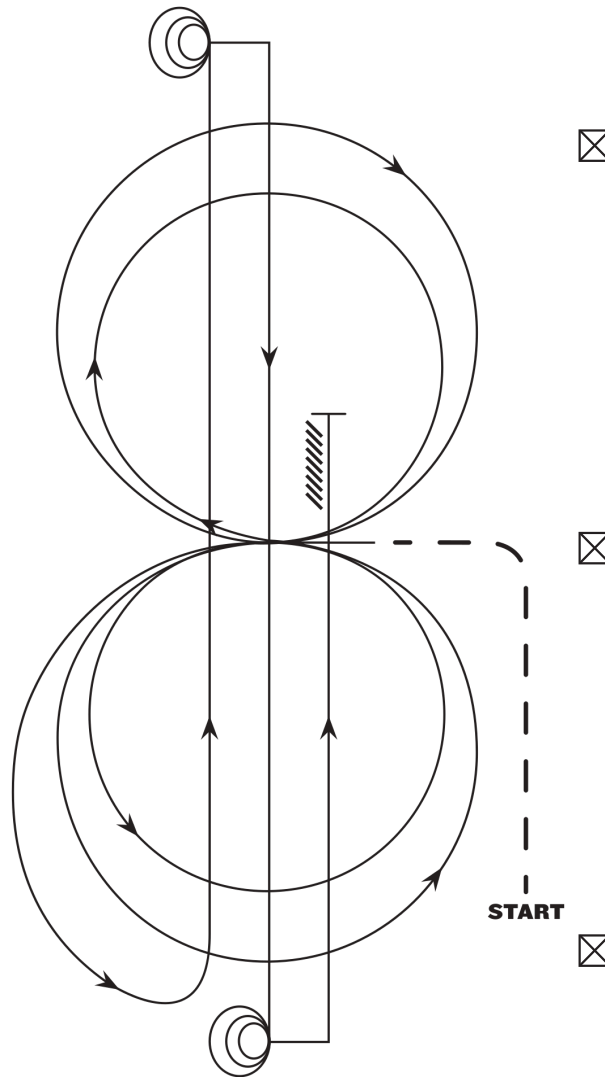
Ride pattern as follows: Trot to center of arena and stop or walk before departure.

Start pattern facing toward judge.

1. Beginning on right lead, lope one circle to the right. Change leads at center of arena
2. Complete one circle to the left. Change leads at center of arena.
3. Begin a circle to the right, but do not close this circle. Run down center of arena, past the end marker, and do a sliding stop.
4. Complete 3 1/2 spins to the right.
5. Run up to other end of arena, past the end marker, do a sliding stop.
6. Complete 3 1/2 spins to the left.
7. Run past the center marker and do a sliding stop. Back at least 10 feet. Hesitate to show completion pattern.



Stock Horse REINING #7



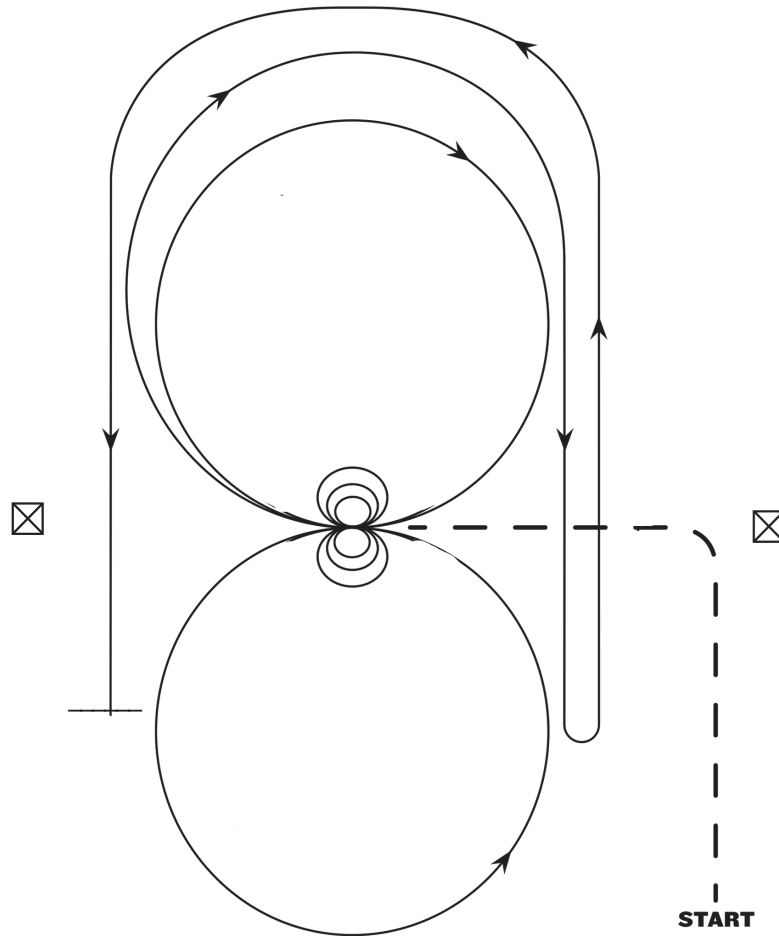
Ride pattern as follows: Trot to center of arena and stop or walk before departure.

Start pattern facing toward judge.

1. Beginning on left lead, complete two circles to the left - the first one large and fast, the second one small and slow. Change leads at center of arena.
2. Complete two circles to the right - the first one large and fast, the second one small and slow. Change leads at center of arena.
3. Begin a circle to the left, but do not close this circle. Continuing around the end of arena, run up the center, past end marker, and do a sliding stop.
4. Complete 3 1/2 spins to the left.
5. Run down to other end of arena, past the end marker, and do a sliding stop.
6. Complete 3 1/2 spins to the right.
7. Run past the center marker and do a sliding stop. Back at least 10 feet. Hesitate to show completion pattern.



Stock Horse WALK-TROT REINING #1

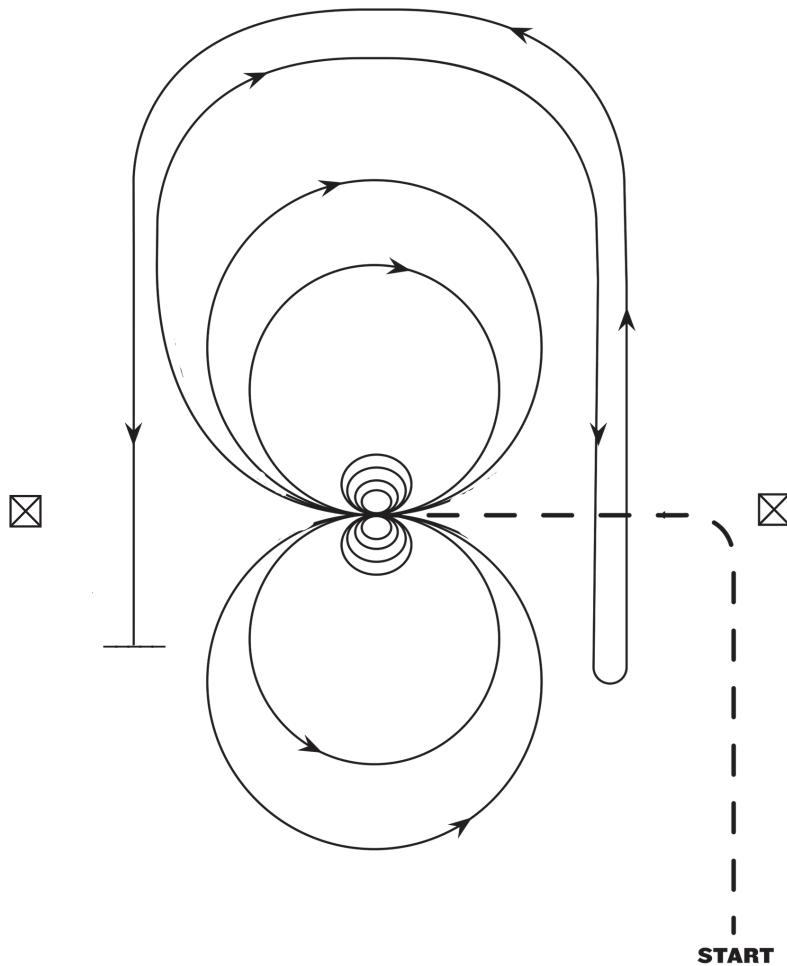


Ride pattern as follows:

1. Trot to center of arena and stop.
2. Complete 2 spins or walk 2 small circles in one direction. Hesitate.
3. Complete 2 spins or walk 2 small circles in the opposite direction. Hesitate.
4. Begin to the right at the trot, complete one circle. Change direction at the center of arena.
5. Complete one circle to the left at the trot. Change direction at the center of arena.
6. Begin a circle to the right at the extended trot, but do not close this circle. Extend the trot down the side of the arena past the center marker, complete a stop, and do a left roll back at least 20 feet from the wall or fence, no hesitation.
7. Continue back around the previous circle extending the trot, but do not close this circle. Extend the trot down the side of the arena past the center marker, and make a complete stop at least 20 feet from the wall or fence. Back up at least 10 feet. Hesitate to show completion of the pattern.



Stock Horse WALK-TROT REINING #2

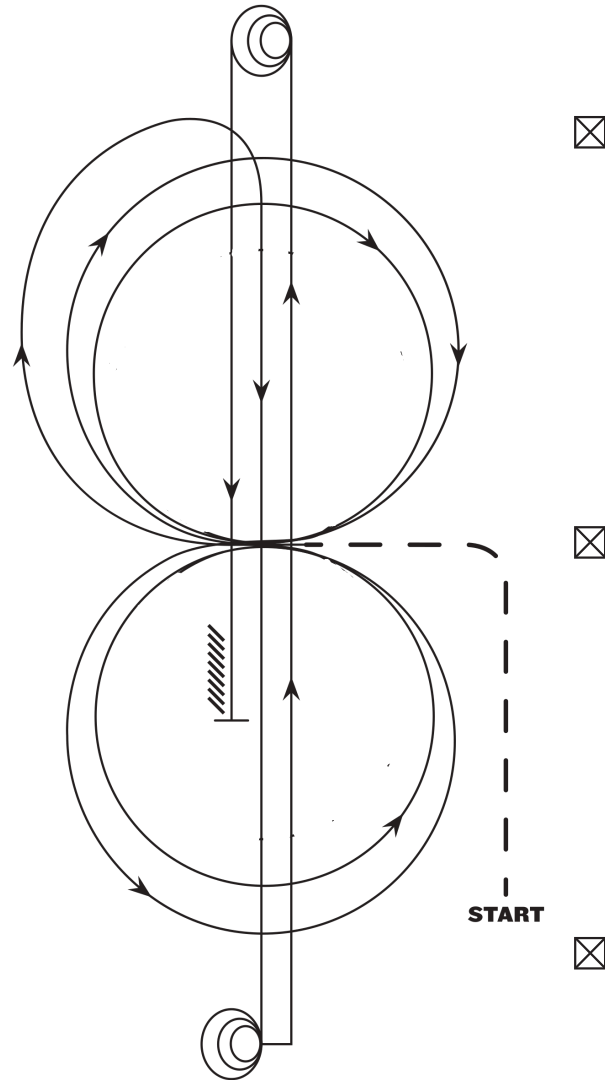


Ride pattern as follows:

1. Trot to center of arena and stop or walk before departure.
2. Beginning to the right, complete one circle at the trot, Stop at center.
3. Complete 2 spins or walk 2 small circles to the right. Hesitate.
4. Beginning to the left, complete one circle at the trot. Stop at center.
5. Complete 2 spins or walk 2 small circles to the left. Hesitate.
6. Beginning to the right, complete a figure 8 at the extended trot. First a circle to the right and change direction at the center of the arena. Complete a circle to the left and change direction at center of arena.
7. Begin a circle to the right at an extended trot, but do not close this circle. Extend the trot down the side of the arena, past the center marker, complete a stop, and do a left roll back at least 20 feet from the wall or fence.
8. Continue back around the previous circle at the extended trot, but do not close this circle. Extend the trot down the side of the arena, past the center marker, make a complete stop. Back up at least 10 feet. Hesitate to show completion of pattern.



Stock Horse WALK-TROT REINING #3



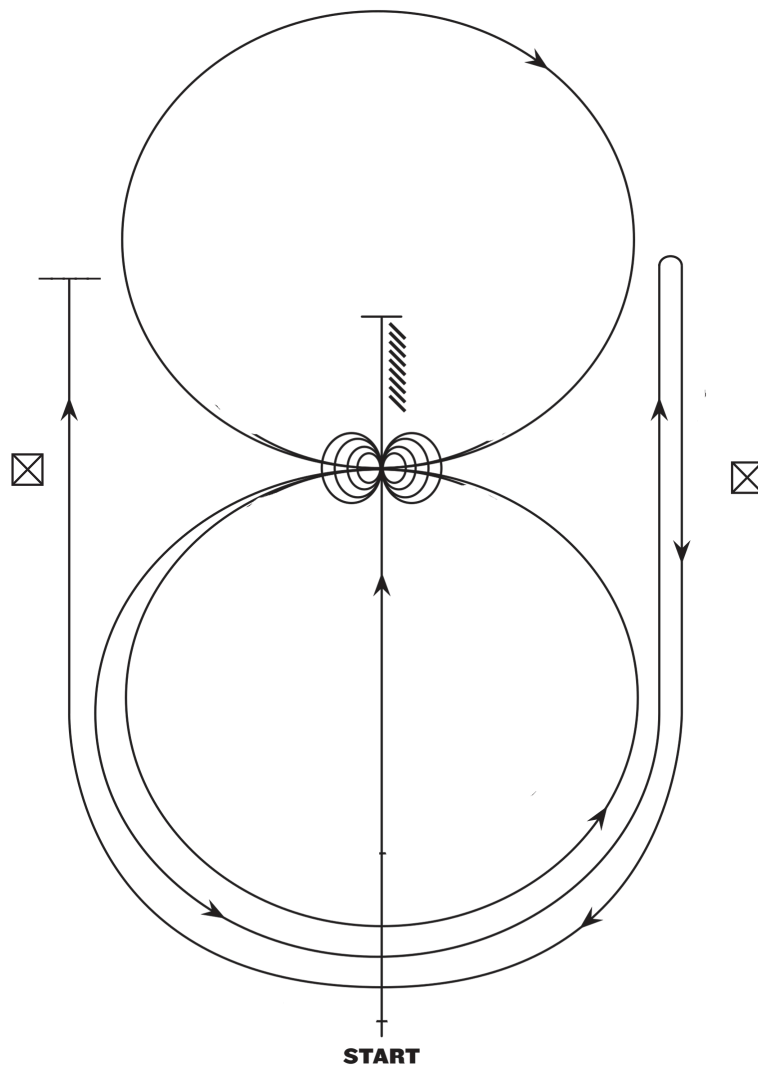
Ride pattern as follows: Trot to center of arena and stop or walk before departure.

Start pattern facing toward judge.

1. Begin to the right, complete one circle at the extended trot. Change direction at the center of arena.
2. Complete one circle to the left at the extended trot. Change direction at center of arena.
3. Begin a large circle to the right at the trot, but do not close this circle. Trot down center of arena, past the end marker, and stop.
4. Complete 2 1/2 spins or walk small circles to the right.
5. Trot up the center of arena to the opposite end, past the end marker, complete a stop.
6. Complete 2 1/2 spins to the left.
7. Trot back to the middle of the arena, past the center marker, and complete a stop. Back up at least 10 feet. Hesitate to show completion of pattern.



Stock Horse WALK-TROT REINING #5

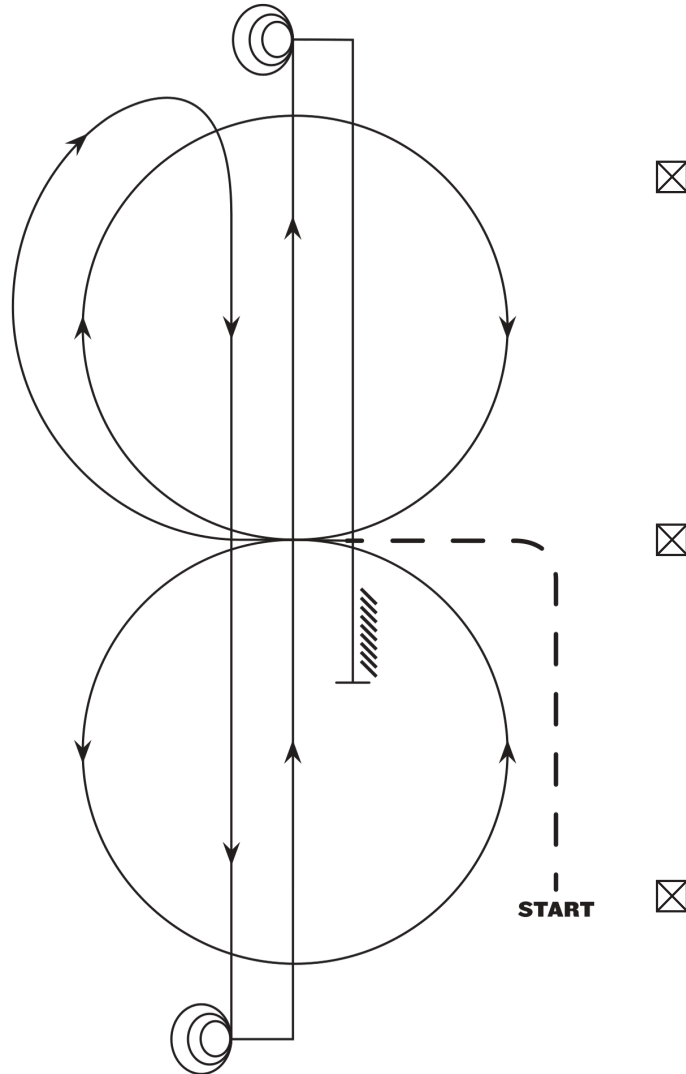


Ride pattern as follows:

1. Trot up the center past the center marker and complete a stop. Back to center of arena or at least 10 feet. Hesitate.
2. Complete two right spins or walk 2 small circles. Hesitate.
3. Complete two and one-quarter left spins or walk 2 small circles. Hesitate. Horse to be facing left fence.
4. Beginning to the left, complete one circle at the trot. Change direction at the center of arena.
5. Complete one circle to the right at the trot. Change direction at the center of arena.
6. Begin a large circle to the left at the extended trot, but do not close this circle. Extend the trot up the side of the arena, past the center marker, complete a stop, and then do a right rollback at least 20 feet from the wall or fence.
7. Continue back around the previous circle, but do not close circle. Extend trot up the side of the arena, past the center marker, complete a stop. Hesitate to show completion of pattern.



Stock Horse WALK-TROT REINING #6



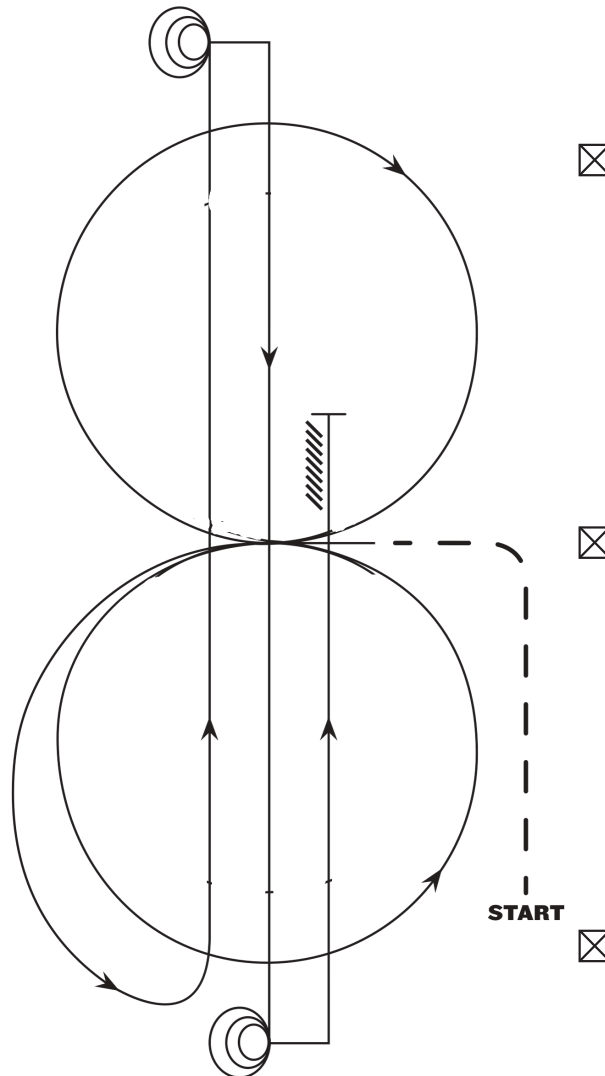
Ride pattern as follows: Trot to center of arena and stop or walk before departure.

Start pattern facing toward judge.

1. Beginning on the right lead, complete one circle to the right at the extended trot. Change direction at the center of arena.
2. Complete one circle to the left at the extended trot. Change direction at the center of arena.
3. Begin a circle to the right at the trot, but do not close this circle. Trot down the center of arena, past the end marker, and complete a stop.
4. Complete 2 1/2 spins or walk 2 small circles to the right.
5. Trot up to the other end of arena, past the end marker, and complete a stop.
6. Complete 2 1/2 spins or walk 2 1/2 small circles to the left.
7. Trot past the center marker and complete a stop. Back at least 10 feet. Hesitate to show completion pattern.



Stock Horse WALK-TROT REINING #7



Ride pattern as follows: Trot to center of arena and stop or walk before departure.

Start pattern facing toward judge.

1. Beginning to the left complete one circle at the extended trot. Change direction at center of arena.
2. Complete one circle to the right at the extended trot. Change direction at center of arena.
3. Begin a circle to the left at the trot, but do not close this circle. Trot around the end of arena and up the center, past the end marker, and complete a stop.
4. Complete 2 1/2 spins or walk 2 1/2 small circles to the left.
5. Trot down to other end of arena, past the end marker, and complete a stop.
6. Complete 2 1/2 spins or walk 2 1/2 small circles to the right.
7. Trot past the center marker and complete a stop. Back at least 10 feet. Hesitate to show completion pattern.